

2U Rack Mount Server Chassis

Overview



Features:

- Excellent Thermal Efficiency Construction.
- Cost-Effective PS/2 type Power Supply Design
- Flexible & Expandable Rear Window panel
- ATX M/B version
- BTX M/B version
- Low-profile M/B version
- Ø1.6 Dense Meshed Design for high performance air-flow front panel
- Keylock for system security
- Outstanding Handles

CLM52-XX Serial Introduction:

In the beginning 2006, the CLM has developed a new generation 2U CLM52-XX serial Rackmount Server Chassis, they are designed in excellent Thermal Efficiency and High performance air-flow ventilation structure in cost-effective to create a stability & valuable server working in long life.

An intelligent, Flexibility and Expansibility rear window panels to comply various brand's Motherboard which are supporting SSI EEB1.01, BTX, AIX, Micro-AIX, Low-profile form factor compatible with these new serial 2U Server Chassis. The CLM52-03 are suitable for Enterprise Server & DVR systems.

As 25 years professional stamping skill. The CLM has gotten advanced innovated stamping technique to make our new chassis' construction being a "cylinder" type on two sides edge of the Bottom for slide in-out the cover smoothly. Besides, all chassis are made to meet F.C.C. EMC, UL standard without any spring-washer to get cost-down and free.

As one of the leader of IPC chassis manufacturer, our mission is to reach customer's demand and develop new products continually to meet market's tendency in advance for promotional custom "business". The CLM52-03 serial is designed for using PS/2 type power supply for saving a server cost In-Expensive.

2U Rack Mount Server Chassis

Model No.	M/B Size	Power Spec	Fan		
			Front	Middle	Rear
CLM-52-13AL7	12"x9.6" ATX	ATX/PS2 power	3x 70*70*25	N/A	1x 80*80*25
CLM-52-13AH3	12"x9.6" ATX	ATX/PS2 power	3x 70*70*25	N/A	1x 80*80*25
CLM-52-12AL7	12"x9.6" ATX	Single 2U power	3x 70*70*25	N/A	N/A
CLM-52-12AH3	12"x9.6" ATX	Single 2U power	3x 70*70*25	N/A	N/A
CLM-52-12MAL4	9.6"x9.6" ATX	Single 2U power	3x 70*70*25	N/A	N/A
CLM-52-11AL7	12"x9.6" ATX	Single 1U power	3x 70*70*15	N/A	N/A
CLM-52-11AH3	12"x9.6" ATX	Single 1U power	3x 70*70*15	N/A	N/A
CLM-52-11MAL4	12"x9.6" ATX	ATX/PS2 power	3x 70*70*15	N/A	N/A
CLM-52-10AL7	12"x13" ATX	ATX/PS2 power	N/A	3x 80*80*25	1x 80*80*25
CLM-52-10AH3	12"x13" ATX	ATX/PS2 power	N/A	3x 80*80*25	1x 80*80*25
CLM-52-09AL7	12"x10.6" ATX	ATX/PS2 power	N/A	3x 80*80*25	1x 80*80*25
CLM-52-09AH3	12"x10.6" ATX	ATX/PS2 power	N/A	3x 80*80*25	1x 80*80*25
CLM-52-08AL7	12"x13" ATX	Single 2U power	N/A	N/A	3x 80*80*25
CLM-52-08MAL4	9.6"x9.6" ATX	ATX/PS2 power	N/A	N/A	3x 80*80*25
CLM-52-07AL7	12"x13" ATX	<ul style="list-style-type: none"> • Single 2U power • Redundant Power 	N/A	4x 80*80*25	N/A
CLM-52-07AH3	12"x13" ATX	<ul style="list-style-type: none"> • Single 2U power • Redundant Power 	N/A	4x 80*80*25	N/A
CLM-52-06AL7	12"x10.6" ATX	Single 2U power	N/A	4x 80*80*25	N/A
CLM-52-06AH3	12"x10.6" ATX	Single 2U power	N/A	4x 80*80*25	N/A
CLM-52-06MAL4	9.6"x9.6" ATX	ATX/PS2 power	N/A	4x 80*80*25	N/A
CLM-52-05MAL4	12"x9.6" ATX	ATX/PS2 power	N/A	3x 80*80*25	N/A
CLM-52-05AL7	12"x10.6" ATX	Single 2U power	N/A	3x 80*80*25	N/A
CLM-52-05AH3	12"x10.6" ATX	Single 2U power	N/A	3x 80*80*25	N/A
CLM-52-04	12"x13" ATX	ATX/PS2 power	2x 80*80*25	N/A	2x 80*80*25
CLM-52-03	12"x10.6" ATX	ATX/PS2 power	2x 80*80*25	N/A	2x 80*80*25
CLM-9235A	12"x9.6" ATX	ATX/PS2 power	N/A	2x 80*80*25	2x 80*80*25
CLM-9234A	12"x9.6" ATX	ATX/PS2 power	N/A	2x 80*80*25	2x 80*80*25
CLM-7235A	12"x13" ATX	<ul style="list-style-type: none"> • Single 2U power • Redundant Power 	2x 80*80*25	2x 80*80*25	N/A
CLM-7234A	12"x9.6" ATX	<ul style="list-style-type: none"> • Single 2U power • Redundant Power 	2x 80*80*25	2x 80*80*25	N/A

Model No.	Device			USB	Dimension Depth	Page
	Hard Disk	Floppy	CD-ROM			
CLM-52-13AL7	6	1	1	2 Ports	535mm	Page 42
CLM-52-13AH3	6	1	1	2 Ports	535mm	Page 41
CLM-52-12AL7	6	1	1+Slim	2 Ports	510mm	Page 39
CLM-52-12AH3	6	1	1+Slim	2 Ports	510mm	Page 38
CLM-52-12MAL4	6	1	1+Slim	2 Ports	510mm	Page 40
CLM-52-11AL7	2+1	N/A	1	2 Ports	368mm	Page 36
CLM-52-11AH3	2+1	N/A	1	2 Ports	368mm	Page 35
CLM-52-11MAL4	3	N/A	1	2 Ports	368mm	Page 37
CLM-52-10AL7	5	1	2	N/A	660mm	Page 34
CLM-52-10AH3	5	1	2	N/A	660mm	Page 33
CLM-52-09AL7	5	1	2	N/A	584mm	Page 32
CLM-52-09AH3	5	1	2	N/A	584mm	Page 31
CLM-52-08AL7	3	N/A	Slim	2 Ports	434mm	Page 30
CLM-52-08MAL4	3	1	1+Slim	2 Ports	434mm	Page 29
CLM-52-07AL7	2	1	4	N/A	660mm	Page 28
CLM-52-07AH3	2	1	4	N/A	660mm	Page 27
CLM-52-06AL7	2	1	4	N/A	584mm	Page 26
CLM-52-06AH3	2	1	4	N/A	584mm	Page 25
CLM-52-06MAL4	2	1	4	N/A	584mm	Page 24
CLM-52-05MAL4	3	1	1+Slim	2 ports	484mm	Page 21
CLM-52-05AL7	3	1	1+Slim	2 ports	484mm	Page 23
CLM-52-05AH3	3	1	1+Slim	2 ports	484mm	Page 22
CLM-52-04	3	1	1	2 ports	540mm	Page 19-20
CLM-52-03	3	1	1	2 ports	620mm	Page 17-18
CLM-9235A	3	2	2	N/A	24"	Page 44
CLM-9234A	3	2	2	N/A	24"	Page 44
CLM-7235A	6	1	1	N/A	20.5"	Page 44
CLM-7234A	6	1	1	N/A	20.5"	Page 44


CLM52-03

2U 60°C Thermal Efficiency Server Chassis

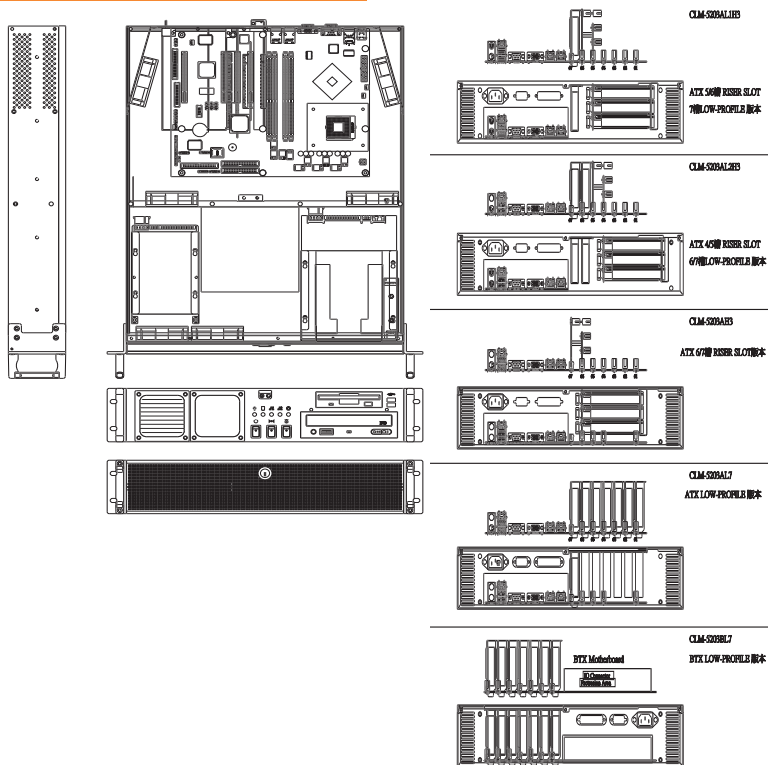
Inner Front View



Inside View



Constructon Drawing



Specifications

Design for cost-Effective PS/2 type Power Supply

Applications

- ◆ Mail / Firewall Server
- ◆ Proxy Server
- ◆ VPN Gateway
- ◆ High-End Workstation
- ◆ Print Server

Front Panel Access

LEDs	◆ Disk Drive Status
	◆ Power LED
	◆ NIC LED
	◆ Fan Fault LED
Switches	◆ Power ON/OFF
	◆ Reset ON/OFF
	◆ Buzzer Reset NO/OFF
	◆ Key-Lock
	◆ Extruded Aluminum handles (Patent Pending)
	◆ Meshed 1.6mm Design(Patent Pending)
Connector	◆ USB 2 Ports with Cable

Mother Board

Processor Cache	◆ INTEL Pentium 4 3.06 GHz
	◆ AMD K7/K8
Space	◆ Max to 12"(W)X10.6"(D) compliant ATX/SSI CEB

Device Bays

- ◆ 1x5.25" CD-ROM
- ◆ 1x3.5" Floppy
- ◆ 3x3.5" Hard Disks

System Cooling:(Fans)

Front	◆ 2xAxial Middle Rotation 80X80X25mm
Middle	◆ 2xAxial Middle Rotation 80X80X25mm(Optional)
Rear	◆ 2xAxial Middle Rotation 80X80X25mm

Material

- ◆ SECCESAXZ (ROHS)Standard

Environment

Operating	◆ 0°C(32F)~35°C(95F)
non-Operating	◆ 0°C(32F)~50°C(122F)
Humidity	◆ 5%~95% non-condensing

Air-Filter

- ◆ 2 Meshed SUS Metal filters
- ◆ Removable & Washable

Dimension


Body	◆ MM:(W)426X(D)540X(H)88
	◆ INCH:(W)19"X(D)21.2"X(H)3.46"
Shipping	◆ MM:(W)550X(D)680X(H)243
	◆ 330 PCS/ 3.1 cuft / 20' CTN Q'ty

Finished

Black	◆ RAL 9011
Beige	◆ RAL 7035

Power Supply

- ◆ ATX300W~600W PS/2 type(Optional)



Inner Front Panel View

Guide

Flexible Rear window panel to be expanded to comply various M/B

Versions: A: ATX M/B B: BTX M/B L: Low profile M/B H: Riser card slot
 E.X. CLM52-03AH3 : for ATX M/B , Riser card with 3 PCI slots

Rear Panel View



Rear Panel View



Rear Panel View



Rear Panel View



Rear Panel View



Optional Accessories

Expansion Slots

CLM52-03AH3 (a)	◆ ATX M/B Solt in #6#7 ◆ With 3 PCI slots Riser card	CLM52-03AL7 (d)	◆ 7x Low-Profile slots ◆ ATX M/B Version
CLM52-03AL1H3 (b)	◆ ATX M/B Solt in #5#6 ◆ Low profile M/B ,slot in #7 ◆ With 3 PCI slot Riser card	CLM52-03BL7 (e)	◆ 7x Low-Profile slots ◆ BTX M/B Version
CLM52-03AL2H3 (c)	◆ ATX M/B Solt in #4#5 ◆ With 3 PCI slot Riser card		◆ Low profile M/B slot in #6#7

Power Supply(Optional)

(a,b,c,d,e)

PINs	● 20+4 ● 24+8+6 ● 24+4 ● 24+8+4	Watts	● 300W ● 350W ● 400W ● 460W ● 500W ● 600W
------	--	-------	--

Riser Card(Optional)

(a,b,c)

- ◆ 3x32 BIT 5.0V PCI(Optional)
- ◆ 3x64 BIT 3.3V PCI(Optional)
- ◆ 2x32 BIT 5.0V PCI* 1xAGP 8x 1.5V(Optional)
- ◆ 2x32 BIT 5.0V PCI* 1xPCI Express 16V(Optional)
- ◆ 2x64 BIT 5.0V PCI* 1xAGP 8x 1.5V(Optional)
- ◆ 2x64 BIT 5.0V PCI* 1xPCI Express 16V(Optional)

Power Cord(Optional)

(a,b,c,d,e)

- ◆ US Cable 15A/125V
- ◆ AU Cable 10A/250V
- ◆ GB Cable 16A/250V
- ◆ UK Cable 10A/250V

Mounting Slide rails(Optional)

(a,b,c,d,e)

- 2 Sections Telescopic Ball-Bearing Slide Rail
 - ◆ 18" ◆ 20" ◆ 22" ◆ 24" ◆ 26" ◆ 28"
- 3 Sections Telescopic Ball-Bearing Slide Rail
 - ◆ 18" ◆ 20" ◆ 22" ◆ 24" ◆ 26" ◆ 28"

Fans 80x80x25mm(Optional)

(a,b,c,d,e)

- ◆ Two Sleeve Bearing
- ◆ Two BallBearing
- ◆ 4-PIN Peripheral Connector
- ◆ 3-PIN Wire Connector
- ◆ High Rotation
- ◆ Middle Rotation
- ◆ Low Rotation

Extension Cable(Optional)

(a,b,c,d,e)

- ◆ 24PIN ATX power extension cable
- ◆ 20 pin male to 24pin female ATX power extension cable
- ◆ 20pin ATX power extension cable
- ◆ 4pin ATX power extension cable
- ◆ 8pin ATX power extension cable
- ◆ 8pin male to 4pin female ATX power extension cable
- ◆ Power "Y" Cable one 4pin female to two 4pin male into dual 5.25" version

Control Board(Optional)

(a,b,c,d,e)

- ◆ Fan Sensor Board


CLM52-04

2U 60°C Thermal Efficiency Server Chassis

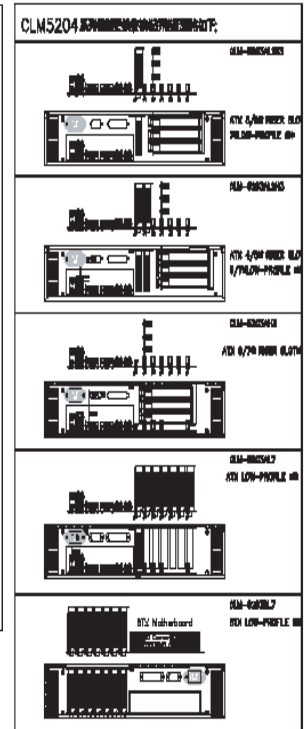
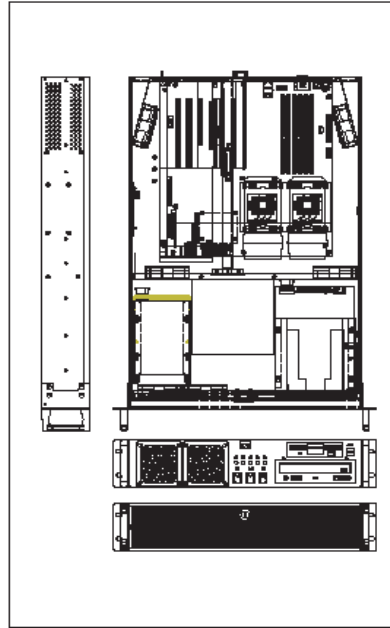
Inner Front View



Inside View



Constructon Drawing



Specifications

Design for cost-Effective PS/2 type Power Supply

Applications

- ◆ Mail / Firewall Server
- ◆ Proxy Server
- ◆ VPN Gateway
- ◆ High-End Workstation
- ◆ Print Server

Front Panel Access

- | | |
|-----------|--|
| LEDs | ◆ Disk Drive Status |
| | ◆ Power LED |
| | ◆ NIC LED |
| | ◆ Fan Fault LED |
| Switches | ◆ Power ON/OFF |
| | ◆ Reset ON/OFF |
| | ◆ Buzzer Reset NO/OFF |
| | ◆ Key-Lock |
| | ◆ Extruded Aluminum handles
(Patent Pended) |
| | ◆ Meshed Ø1.6mm Dsign(Patent Pened) |
| Connector | ◆ USB 2 Ports with Cable |

Mother Board

- | | |
|-----------------|---|
| Processor Cache | ◆ INTEL Pentium 4 3.06 GHz |
| | ◆ AMD K7/K8 |
| Space | ◆ Max to 12"(W)X13"(D)
compliant ATX/SSI CEB |

Device Bays

- ◆ 1x5.25" CD-ROM
- ◆ 1x3.5" Floppy
- ◆ 3x3.5" Hard Disks

System Cooling:(Fans)

- | | |
|--------|--|
| Front | ◆ 2xAxoa Middle Rotation
80X80X25mm |
| Middle | ◆ 2xAxoa Middle Rotation
80X80X25mm(Optional) |
| Rear | ◆ 2xAxoa Middle Rotation
80X80X25mm |

Material

- ◆ SECCESAXZ (ROHS)Standard

Environment

- | | |
|---------------|-------------------------|
| Operating | ◆ 0°C(32F)~35°C(95F) |
| non-Operating | ◆ 0°C(32F)~50°C(122F) |
| Humidity | ◆ 5%~95% non-condensing |

Air-Filter

- ◆ 2 Meshed SUS Metal filters
- ◆ Removable & Washable

Dimension


- | | |
|----------|---|
| Body | ◆ MM:(W)426X(D)620X(H)88
◆ INCH:(W)19"X(D)24.4"X(H)3.46" |
| Shipping | ◆ MM:(W)550X(D)754X(H)243
◆ 330 PCS/ 3.1 cuft / 20' CTN Q'ty |

Finished

- | | |
|-------|------------|
| Black | ◆ RAL 9011 |
| Beige | ◆ RAL 7035 |

Power Supply

- ◆ ATX300W~600W PS/2 type(Optional)



Inner Front Panel View

Guide Flexible Rear window panel to be expanded to comply various M/B

Versions: A: ATX M/B B: BTX M/B L: Low profile M/B H: Riser card slot
 E.X. CLM52-03AH3 : for ATX M/B , Riser card with 3 PCI slots

Rear Panel View



Rear Panel View



Rear Panel View



Rear Panel View



Rear Panel View



Rear Panel View

Optional Accessories	
Expansion Slots	
CLM52-04AH3 (a) ◆ ATX M/B Solt in #6#7 ◆ With 3 PCI slots Riser card	CLM52-04AL7 (d) ◆ 7x Low-Profile slots ◆ ATX M/B Version
CLM52-04AL1H3 (b) ◆ ATX M/B Solt in #5#6 ◆ Low profile M/B slot in #7 ◆ With 3 PCI slot Riser card	CLM52-04BL7 (e) ◆ 7x Low-Profile slots ◆ BTX M/B Version
CLM52-04AL2H3 (c) ◆ ATX M/B Solt in #4#5 ◆ With 3 PCI slot Riser card	◆ Low profile M/B slot in #6#7
Power Supply(Optional) (a,b,c,d,e)	
PINs ● 20+4 ● 24+8+6 ● 24+4 ● 24+8+4	Watts ● 300W ● 350W ● 400W ● 460W ● 500W ● 600W
Riser Card(Optional) (a,b,c)	
◆ 3x32 BIT 5.0V PCI(Optional) ◆ 3x64 BIT 3.3V PCI(Optional)	◆ 2x32 BIT 5.0V PCI* 1xAGP 8x 1.5V(Optional) ◆ 2x32 BIT 5.0V PCI* 1xPCI Express 16V(Optional) ◆ 2x64 BIT 5.0V PCI* 1xAGP 8x 1.5V(Optional) ◆ 2x64 BIT 5.0V PCI* 1xPCI Express 16V(Optional)
Power Cord(Optional) (a,b,c,d,e)	
◆ US Cable 15A/125V ◆ GB Cable 16A/250V	◆ AU Cable 10A/250V ◆ UK Cable 10A/250V
Mounting Slide rails(Optional) (a,b,c,d,e)	
2 Sections Telescopic Ball-Bearing Slide Rail ◆ 18" ◆ 20" ◆ 22" ◆ 24" ◆ 26" ◆ 28"	
3 Sections Telescopic Ball-Bearing Slide Rail ◆ 18" ◆ 20" ◆ 22" ◆ 24" ◆ 26" ◆ 28"	
Fans 80x80x25mm(Optional) (a,b,c,d,e)	
◆ Two Sleeve Bearing ◆ Two BallBearing ◆ 4-PIN Peripheral Connector ◆ 3-PIN Wire Connector	◆ High Rotation ◆ Middle Rotation ◆ Low Rotation
Extension Cable(Optional) (a,b,c,d,e)	
◆ 24PIN ATX power extension cable ◆ 20 pin male to 24pin female ATX power extension cable ◆ 20pin ATX power extension cable ◆ 4pin ATX power extension cable	◆ 8pin ATX power extension cable ◆ 8pin male to 4pin female ATX power extension cable ◆ Power "Y" Cable one 4pin female to two 4pin nale into dual 5.25" version
Control Board(Optional) (a,b,c,d,e)	
◆ Fan Sensor Board	


CLM52-05MAL4

19" Depth Chassis



Excellent Thermal Efficiency & System Security Design

Inside View



Specifications

Motherboard Specification

- Max to 9.6"x9.6" ATX
- Compliant CEB

Fans Specification

- Front: N/A
- Middle: 3* Axial(80*80*25mm)
- Rear: N/A

Indicators

- 1xDisk Drive Status LED
- 1xPower LED & 1x Fan Fault LED
- 2xNIC LEDs

Power Supply Space

- Max 225mm Depth
- Single PS2 Power Supply

Front Panel Access

- 2 USB Ports

Expansion Slot

- PCI/PCI-E Low Profile

Filter

- Air-Filter (Matt)

Material

- SECCESAXZ Meet,RoHs, CE,UL

Front Device Bays

- 1x5.25" CD-ROM & 1x Slim CD-ROM
- 1x Floppy
- 3x3.5" Hard Disks

Application Reference

- Web Server
- E-Mail Server
- Firewall Server
- ISP
- Proxy Server
- DNS Server
- VPN Server
- High-end Workstation

Switches

- Power On/Off
- Reset On/Off

Temperatures

0°C~45°C(Operation)

Chassis Dimension

- MM: (W) 429 x (H) 88 x (D) 484
- INCH : (W) 19" x (H) 3.46" x (D) 19"

Shipping Dimension

- MM: (W) 546 x (H) 218 x (D) 618
- INCH : (W) 21.5" x (H) 8.58" x (D) 24.33"

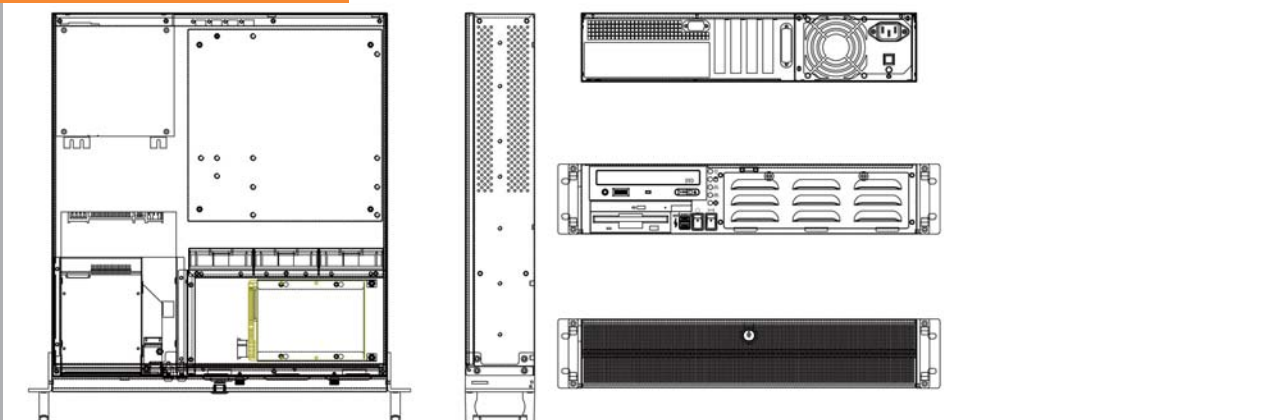
Weight

- N.W.: N/A
- G.W.: N/A

Finished

- Black : RAL 9011
- Beige : RAL 7035

Constructon Drawing



CLM52-05AH3

19" Depth Chassis



Excellent Thermal Efficiency & System Security Design

Inside View



Specifications

Motherboard Specification

- Max to 12"x10.6" ATX
- Compliant CEB

Fans Specification

- Front: N/A
- Middle: 3* Axial(80*80*25mm)
- Rear: N/A

Indicators

- 1xDisk Drive Status LED
- 1xPower LED & 1x Fan Fault LED
- 2xNIC LEDs

Power Supply Space

- Max 225mm Depth
- Single EPS2 Power Supply

Front Panel Access

- 2 USB Ports

Expansion Slot

- PCI Riser Card (Max Depth 220mm)

Filter

- Chemical Fibers Washable

Material

- SECCE SAXZ Meet, RoHs, CE, UL

Front Device Bays

- 1x5.25" CD-ROM & 1x Slim CD-ROM
- 1x Floppy
- 3x3.5" Hard Disks

Application Reference

- Web Server
- E-Mail Server
- Firewall Server
- ISP
- Proxy Server
- DNS Server
- VPN Server
- High-end Workstation

Switches

- Power On/Off
- Reset On/Off

Temperatures

0°C~45°C(Operation)

Chassis Dimension

- MM: (W) 429 x (H) 88 x (D) 484
- INCH : (W) 19" x (H) 3.46" x (D) 19"

Shipping Dimension

- MM: (W) 546 x (H) 218 x (D) 618
- INCH : (W) 21.5" x (H) 8.58" x (D) 24.33"

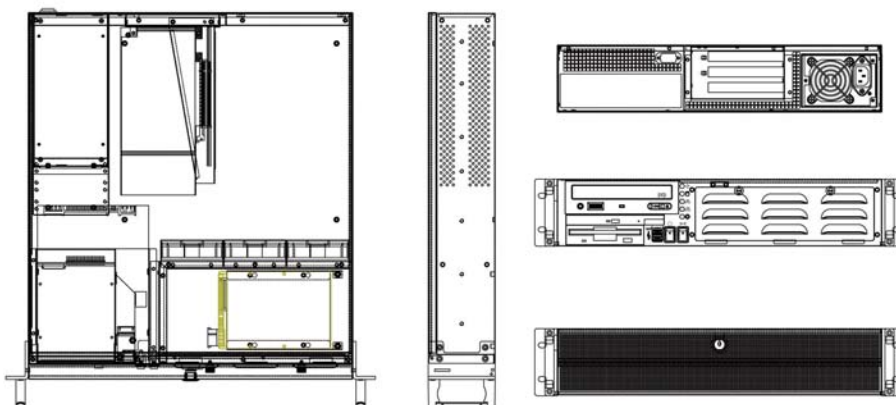
Weight

- N.W.: N/A
- G.W.: N/A

Finished

- Black : RAL 9011
- Beige : RAL 7035

Constructon Drawing



CLM52-05AL7

19" Depth Chassis



Excellent Thermal Efficiency & System Security Design

Inside View



Specifications

Motherboard Specification

- Max to 12"x10.6" ATX
- Compliant CEB

Fans Specification

- Front: N/A
- Middle: 3* Axial(80*80*25mm)
- Rear: N/A

Indicators

- 1xDisk Drive Status LED
- 1xPower LED & 1x Fan Fault LED
- 2xNIC LEDs

Power Supply Space

- Max 225mm Depth
- Single EPS2 Power Supply

Front Panel Access

N/A

Expansion Slot

- PCI & PCI Express Low Profile Card

Filter

- Chemical Fibers Washable

Material

- SECCESAXZ Meet,RoHs, CE,UL

Front Device Bays

- 1x5.25" CD-ROM & 1x Slim CD-ROM
- 1x Floppy
- 3x3.5" Hard Disks

Application Reference

- Web Server
- E-Mail Server
- Firewall Server
- ISP
- Proxy Server
- DNS Server
- VPN Server
- High-end Workstation

Switches

- Power On/Off
- Reset On/Off

Temperatures

0°C~45°C(Operation)

Chassis Dimension

- MM: (W) 429 x (H) 88 x (D) 484
- INCH : (W) 19" x (H) 3.46" x (D) 19"

Shipping Dimension

- MM: (W) 546 x (H) 218 x (D) 618
- INCH : (W) 21.5" x (H) 8.58" x (D) 24.33"

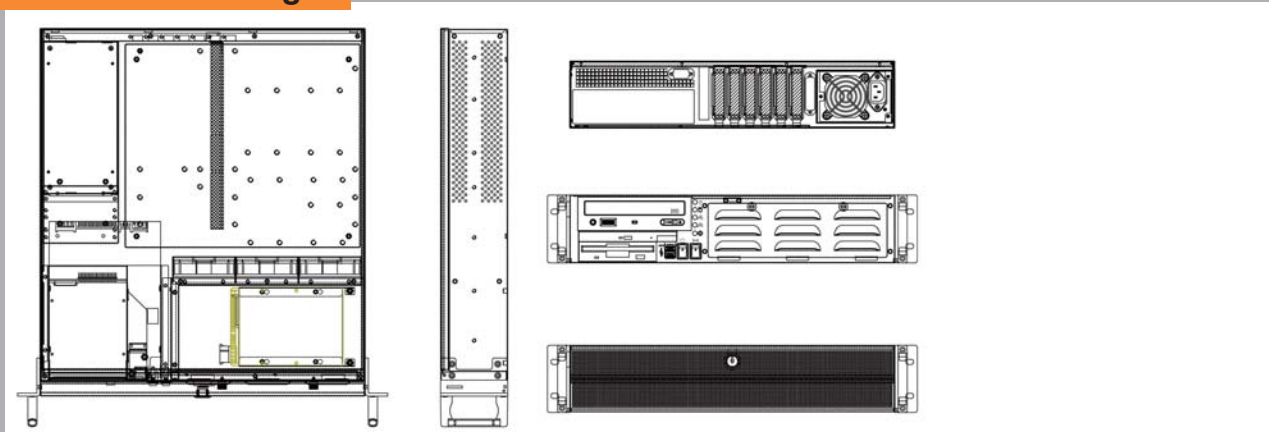
Weight

- N.W.: N/A
- G.W.: N/A

Finished

- Black : RAL 9011
- Beige : RAL 7035

Constructon Drawing



CLM52-06MAL4

23" Depth Chassis



Close View



Excellent Thermal Efficiency & System Security Design

Specifications

Motherboard Specification

- Max to 9.6"*9.6" ATX
- Compliant CEB

Fans Specification

- Front: N/A
- Middle: 4* Axial(80*80*25mm)
- Rear: N/A

Indicators

- 1xDisk Drive Status LED
- 1xPower LED & 1x Fan Fault LED
- 2xNIC LEDs

Power Supply Space

- Max 210mm Depth
- Single PS2 Power Supply

Front Panel Access

N/A

Expansion Slot

- PCI & PCI Express Low Profile Card

Filter

- Chemical Fibers Washable

Material

- SECCESAXZ Meet,RoHs, CE,UL

Front Device Bays

- 4x5.25" CD-ROM
- 1x Floppy
- 2x3.5" Hard Disks

Application Reference

- Web Server
- E-Mail Server
- Firewall Server
- ISP
- Proxy Server
- DNS Server
- VPN Server
- High-end Workstation

Switches

- Power On/Off
- Reset On/Off

Temperatures

0°C~45°C(Operation)

Chassis Dimension

- MM: (W) 429 x (H) 88 x (D) 584
- INCH : (W) 19" x (H) 3.46" x (D) 23"

Shipping Dimension

- MM: (W) 546 x (H) 218 x (D) 720
- INCH : (W) 21.5" x (H) 8.58" x (D) 28.35"

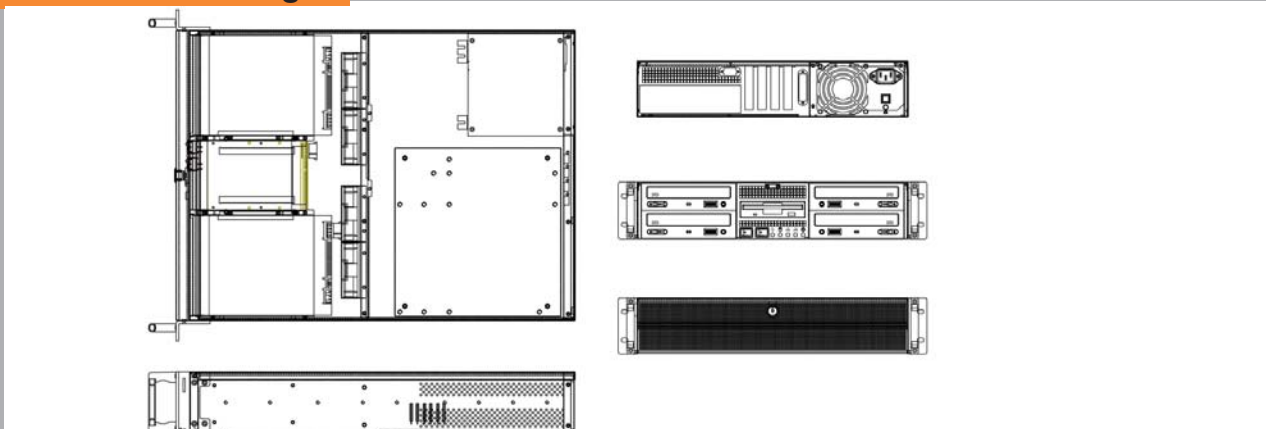
Weight

- N.W.: N/A
- G.W.: N/A

Finished

- Black : RAL 9011
- Beige : RAL 7035

Constructon Drawing



CLM52-06AH3

23" Depth Chassis



Excellent Thermal Efficiency & System Security Design

Inside View



Specifications

Motherboard Specification

- Max to 12"*10.6" ATX
- Compliant CEB

Fans Specification

- Front: N/A
- Middle: 4* Axial(80*80*25mm)
- Rear: N/A

Indicators

- 1xDisk Drive Status LED
- 1xPower LED & 1x Fan Fault LED
- 2xNIC LEDs

Power Supply Space

- Max 240mm Depth
- Single EPS2U Power Supply

Front Panel Access

N/A

Expansion Slot

- PCI Riser Card (Max Depth 260mm)

Filter

N/A

Material

- SECCESAXZ Meet,RoHs, CE,UL

Front Device Bays

- 4x5.25" CD-ROM
- 1x Floppy
- 2x3.5" Hard Disks

Application Reference

- Web Server
- E-Mail Server
- Firewall Server
- ISP
- Proxy Server
- DNS Server
- VPN Server
- High-end Workstation

Switches

- Power On/Off
- Reset On/Off

Temperatures

0°C~45°C(Operation)

Chassis Dimension

- MM: (W) 429 x (H) 88 x (D) 584
- INCH : (W) 19" x (H) 3.46" x (D) 23"

Shipping Dimension

- MM: (W) 546 x (H) 218 x (D) 720
- INCH : (W) 21.5" x (H) 8.58" x (D) 28.35"

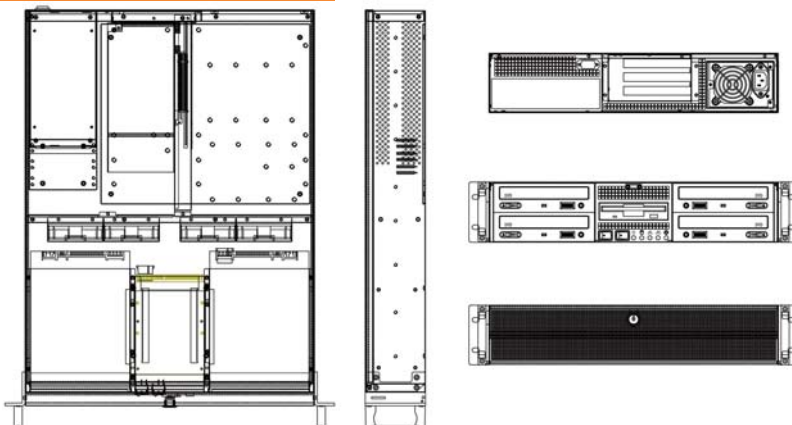
Weight

- N.W.: N/A
- G.W.: N/A

Finished

- Black : RAL 9011
- Beige : RAL 7035

Constructon Drawing



CLM52-06AL7

23" Depth Chassis



Excellent Thermal Efficiency & System Security Design

Inside View



Specifications

Motherboard Specification

- Max to 12"*10.6" ATX
- Compliant CEB

Fans Specification

- Front: N/A
- Middle: 4* Axial(80*80*25mm)
- Rear: N/A

Indicators

- 1xDisk Drive Status LED
- 1xPower LED & 1x Fan Fault LED
- 2xNIC LEDs

Power Supply Space

- Max 240mm Depth
- Single EPS2U Power Supply

Front Panel Access

N/A

Expansion Slot

- PCI & PCI Express Low Profile Card

Filter

N/A

Material

- SECCESAXZ Meet,RoHs, CE,UL

Front Device Bays

- 4x5.25" CD-ROM
- 1x Floppy
- 2x3.5" Hard Disks

Application Reference

- Web Server
- E-Mail Server
- Firewall Server
- ISP
- Proxy Server
- DNS Server
- VPN Server
- High-end Workstation

Switches

- Power On/Off
- Reset On/Off

Temperatures

0°C~45°C(Operation)

Chassis Dimension

- MM: (W) 429 x (H) 88 x (D) 584
- INCH : (W) 19" x (H) 3.46" x (D) 23"

Shipping Dimension

- MM: (W) 546 x (H) 218 x (D) 720
- INCH : (W) 21.5" x (H) 8.58" x (D) 28.35"

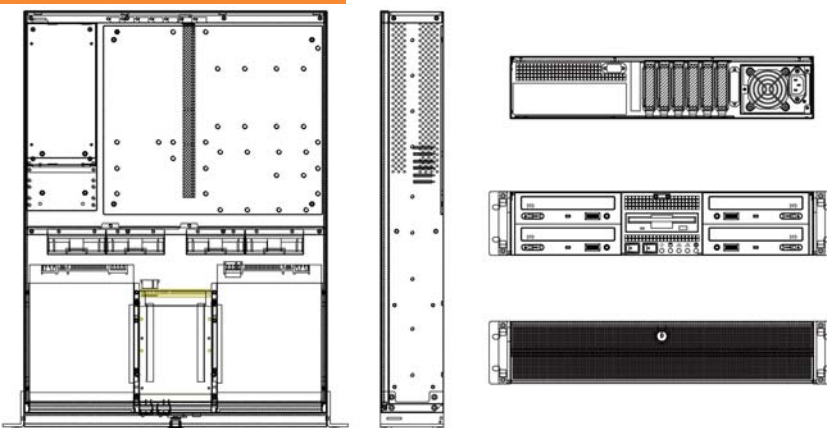
Weight

- N.W.: N/A
- G.W.: N/A

Finished

- Black : RAL 9011
- Beige : RAL 7035

Constructon Drawing



CLM52-07AH3

26" Depth Chassis



Excellent Thermal Efficiency & System Security Design

Inside View



Specifications

Motherboard Specification

- Max to 12"*13" E-ATX
- Compliant EEB 3.61

Fans Specification

- Front: N/A
- Middle: 4* Axial(80*80*25mm)
- Rear: N/A

Indicators

- 1xDisk Drive Status LED
- 1xPower LED & 1x Fan Fault LED
- 2xNIC LEDs

Power Supply Space

- Single EPS2U Power Supply
- Redundant Power Supply

Front Panel Access

N/A

Expansion Slot

- Full Size PCI Riser Card

Filter

N/A

Material

- SECCESAXZ Meet,RoHs, CE,UL

Front Device Bays

- 4x5.25" CD-ROM
- 1x Floppy
- 2x3.5" Hard Disks

Application Reference

- Web Server
- E-Mail Server
- Firewall Server
- ISP
- Proxy Server
- DNS Server
- VPN Server
- High-end Workstation

Switches

- Power On/Off
- Reset On/Off

Temperatures

0°C~45°C(Operation)

Chassis Dimension

- MM: (W) 429 x (H) 88 x (D) 660
- INCH : (W) 19" x (H) 3.46" x (D) 26"

Shipping Dimension

- MM: (W) 546 x (H) 218 x (D) 797
- INCH : (W) 21.5" x (H) 8.58" x (D) 31.37"

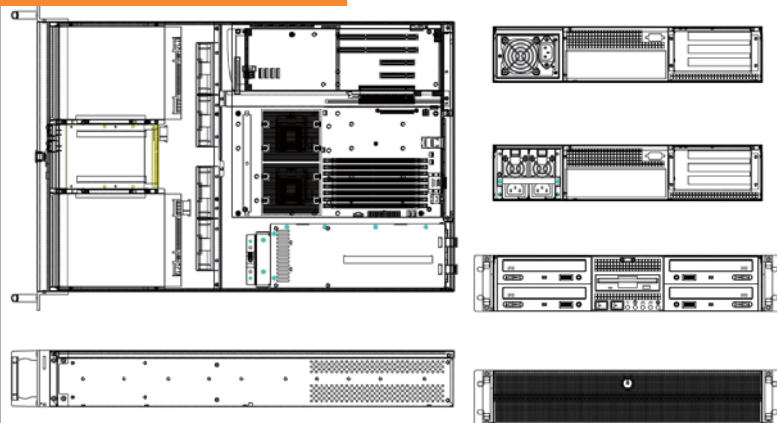
Weight

- N.W.: N/A
- G.W.: N/A

Finished

- Black : RAL 9011
- Beige : RAL 7035

Constructon Drawing



CLM52-07AL7

26" Depth Chassis



Excellent Thermal Efficiency & System Security Design

Inside View



Specifications

Motherboard Specification

- Max to 12"*13" E-ATX
- Compliant EEB 3.61

Fans Specification

- Front: N/A
- Middle: 4* Axial(80*80*25mm)
- Rear: N/A

Indicators

- 1xDisk Drive Status LED
- 1xPower LED & 1x Fan Fault LED
- 2xNIC LEDs

Power Supply Space

- Max 240mm Depth
- Single EPS2U Power Supply

Front Panel Access

N/A

Expansion Slot

- PCI & PCI Express Low Profile Card

Filter

N/A

Material

- SECCESAXZ Meet,RoHs, CE,UL

Front Device Bays

- 4x5.25" CD-ROM
- 1x Floppy
- 2x3.5" Hard Disks

Application Reference

- Web Server
- Firewall Server
- Proxy Server
- VPN Server
- E-Mail Server
- ISP
- DNS Server
- High-end Workstation

Switches

- Power On/Off
- Reset On/Off

Temperatures

0°C~45°C(Operation)

Chassis Dimension

- MM: (W) 429 x (H) 88 x (D) 660
- INCH : (W) 19" x (H) 3.46" x (D) 26"

Shipping Dimension

- MM: (W) 546 x (H) 218 x (D) 797
- INCH : (W) 21.5" x (H) 8.58" x (D) 31.37

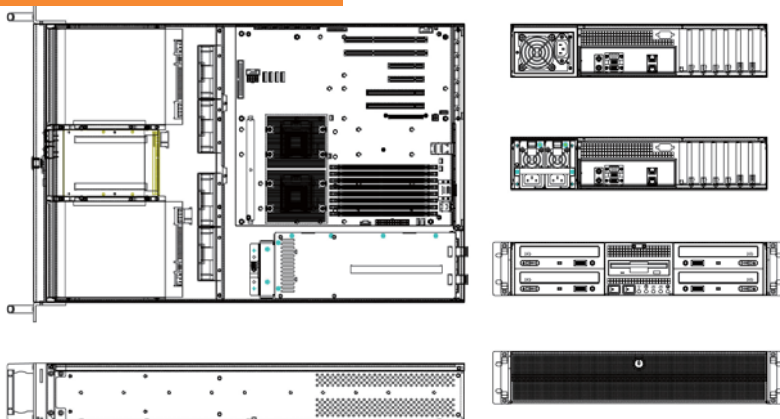
Weight

- N.W.: N/A
- G.W.: N/A

Finished

- Black : RAL 9011
- Beige : RAL 7035

Constructon Drawing



CLM52-08MAL4

17" Depth Chassis



Excellent Thermal Efficiency & System Security Design

Inside View



Specifications

Motherboard Specification

- Max to 9.6"*9.6" ATX
- Compliant Micro-ATX

Fans Specification

- Front: N/A
- Middle: N/A
- Rear: 3* Axial(80*80*25mm)

Indicators

- 1xDisk Drive Status LED
- 1xPower LED & 1x Fan Fault LED
- 2xNIC LEDs

Power Supply Space

- Max 140mm Depth
- Single PS2 Power Supply

Front Panel Access

- I/O Panel

Expansion Slot

- PCI & PCI Express Low Profile Card

Filter

N/A

Material

- SECCESAXZ Meet,RoHs, CE,UL

Front Device Bays

- 1x5.25" CD-ROM & 1x Slim CD-ROM
- 1x Floppy
- 3x3.5" Hard Disks

Application Reference

- Web Server
- E-Mail Server
- Firewall Server
- ISP
- Proxy Server
- DNS Server
- VPN Server
- High-end Workstation

Switches

- Power On/Off
- Reset On/Off

Temperatures

0°C~45°C(Operation)

Chassis Dimension

- MM: (W) 429 x (H) 88 x (D) 434
- INCH : (W) 19" x (H) 3.46" x (D) 17.09"

Shipping Dimension

- MM: (W) 546 x (H) 218 x (D) 569
- INCH : (W) 21.5" x (H) 8.58" x (D) 22.4"

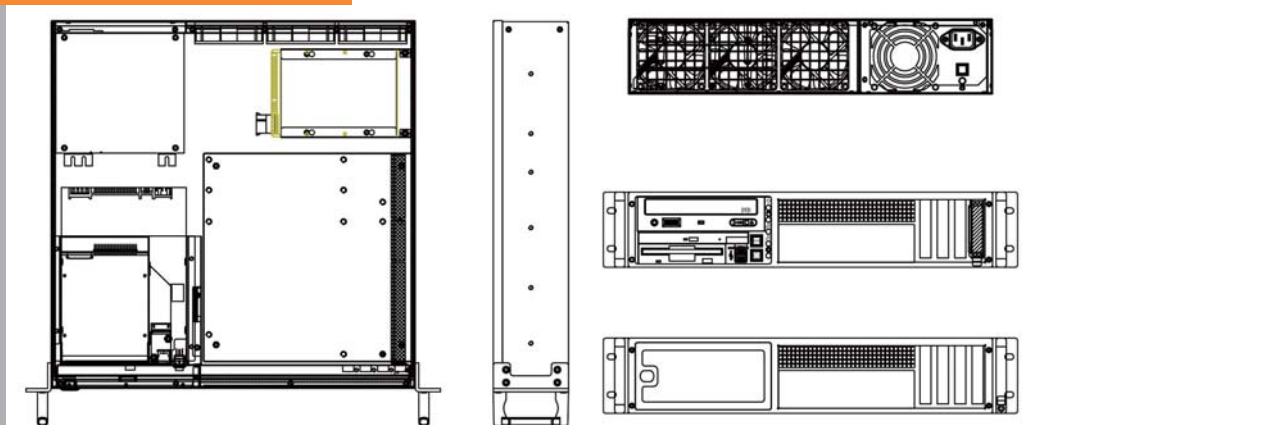
Weight

- N.W.: N/A
- G.W.: N/A

Finished

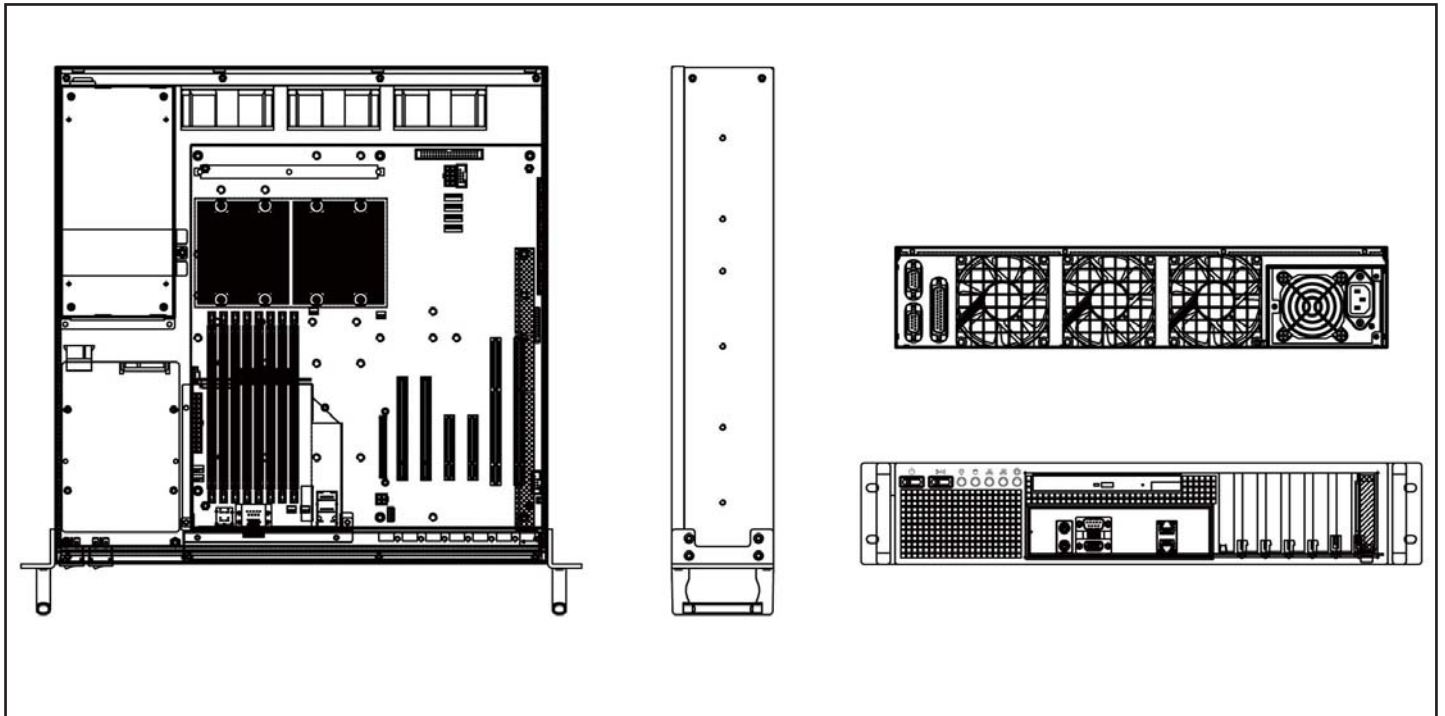
- Black : RAL 9011
- Beige : RAL 7035

Constructon Drawing



CLM52-08AL7

17" Depth Chassis



Specifications

Motherboard Specification

- Max to 12"*13" E-ATX
- Compliant EEB 3.61

Fans Specification

- Front: N/A
- Middle: N/A
- Rear: 3* Axial(80*80*25mm)

Indicators

- 1xDisk Drive Status LED
- 1xPower LED & 1x Fan Fault LED
- 2xNIC LEDs

Power Supply Space

- Max 200mm Depth
- Single EPS2U Power Supply

Front Panel Access

- I/O Panel

Expansion Slot

- PCI & PCI Express Low Profile Card

Filter

N/A

Material

- SECCE SAXZ Meet, RoHS, CE, UL

Front Device Bays

- 1x Slim CD-ROM
- 3x3.5" Hard Disks

Application Reference

- Web Server
- E-Mail Server
- Firewall Server
- ISP
- Proxy Server
- DNS Server
- VPN Server
- High-end Workstation

Switches

- Power On/Off
- Reset On/Off

Temperatures

0°C~45°C(Operation)

Chassis Dimension

- MM: (W) 429 x (H) 88 x (D) 434
- INCH : (W) 19" x (H) 3.46" x (D) 17.09"

Shipping Dimension

- MM: (W) 546 x (H) 218 x (D) 569
- INCH : (W) 21.5" x (H) 8.58" x (D) 22.4"

Weight

- N.W.: N/A
- G.W.: N/A

Finished

- Black : RAL 9011
- Beige : RAL 7035

CLM52-09AH3

23" Depth Chassis



Excellent Thermal Efficiency & System Security Design

Inside View



Specifications

Motherboard Specification

- Max to 12"*10.6" ATX
- Compliant CEB

Fans Specification

- Front: N/A
- Middle: 3* Axial(80*80*25mm)
- Rear: 1* Axial(80*80*25mm)

Indicators

- 1xDisk Drive Status LED
- 1xPower LED & 1x Fan Fault LED
- 2xNIC LEDs

Power Supply Space

- Max 160mm Depth
- Single PS2 Power Supply

Front Panel Access

N/A

Expansion Slot

- PCI/PCI-Express Riser Card (Max 260mm)

Filter

N/A

Material

- SECCESAXZ Meet,RoHs, CE,UL

Front Device Bays

- 2x5.25" CD-ROM
- 1x Floppy
- 5x3.5" Hard Disks

Application Reference

- Web Server
- E-Mail Server
- Firewall Server
- ISP
- Proxy Server
- DNS Server
- VPN Server
- High-end Workstation

Switches

- Power On/Off
- Reset On/Off

Temperatures

0°C~45°C(Operation)

Chassis Dimension

- MM: (W) 429 x (H) 88 x (D) 584
- INCH : (W) 19" x (H) 3.46" x (D) 23"

Shipping Dimension

- MM: (W) 546 x (H) 218 x (D) 720
- INCH : (W) 21.5" x (H) 8.58" x (D) 28.35

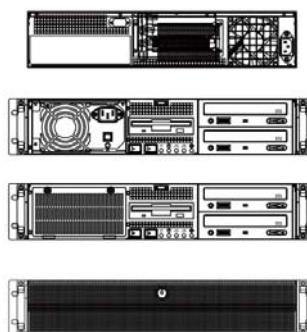
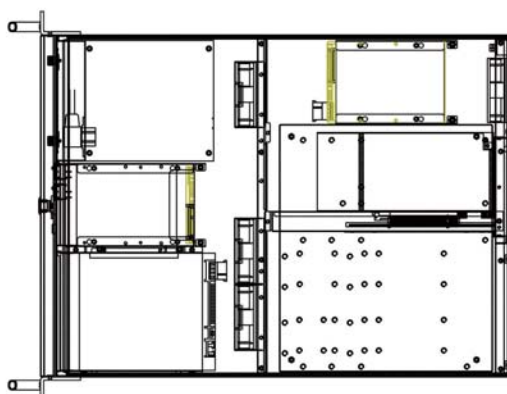
Weight

- N.W.: N/A
- G.W.: N/A

Finished

- Black : RAL 9011
- Beige : RAL 7035

Constructon Drawing



CLM52-09AL7

23" Depth Chassis



Inside View



Excellent Thermal Efficiency & System Security Design

Specifications

Motherboard Specification

- Max to 12"*10.6" ATX
- Compliant CEB

Fans Specification

- Front: N/A
- Middle: 3* Axial(80*80*25mm)
- Rear: 1* Axial(80*80*25mm)

Indicators

- 1xDisk Drive Status LED
- 1xPower LED & 1x Fan Fault LED
- 2xNIC LEDs

Power Supply Space

- Max 160mm Depth
- Single PS2 Power Supply

Front Panel Access

N/A

Expansion Slot

- PCI & PCI Express Low Profile Card

Filter

N/A

Material

- SECCESAXZ Meet,RoHs, CE,UL

Front Device Bays

- 2x5.25" CD-ROM
- 1x Floppy
- 5x3.5" Hard Disks

Application Reference

- Web Server
- E-Mail Server
- Firewall Server
- ISP
- Proxy Server
- DNS Server
- VPN Server
- High-end Workstation

Switches

- Power On/Off
- Reset On/Off

Temperatures

0°C~45°C(Operation)

Chassis Dimension

- MM: (W) 429 x (H) 88 x (D) 584
- INCH : (W) 19" x (H) 3.46" x (D) 23"

Shipping Dimension

- MM: (W) 546 x (H) 218 x (D) 720
- INCH : (W) 21.5" x (H) 8.58" x (D) 28.35

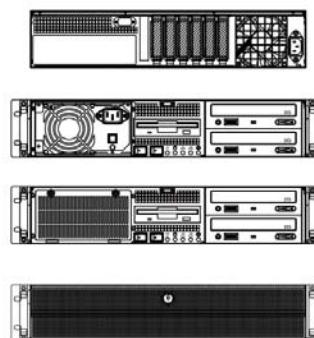
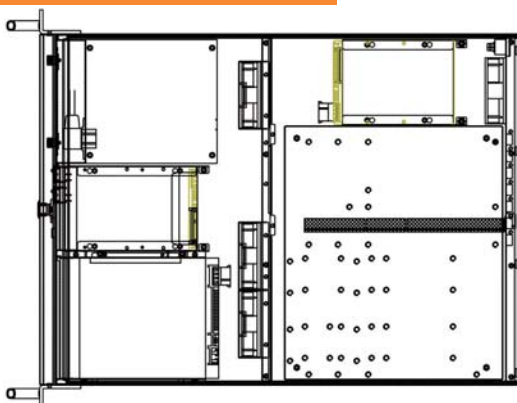
Weight

- N.W.: N/A
- G.W.: N/A

Finished

- Black : RAL 9011
- Beige : RAL 7035

Construction Drawing



CLM52-10AH3

26" Depth Chassis



Inside View



Excellent Thermal Efficiency & System Security Design

Specifications

Motherboard Specification

- Max to 12"*13" E-ATX
- Compliant EEB 3.61

Fans Specification

- Front: N/A
- Middle: 3* Axial(80*80*25mm)
- Rear: 1* Axial(80*80*25mm)

Indicators

- 1xDisk Drive Status LED
- 1xPower LED & 1x Fan Fault LED
- 2xNIC LEDs

Power Supply Space

- Max 160mm Depth
- Single PS2 Power Supply

Front Panel Access

N/A

Expansion Slot

- Full Size PCI/PCI-Express Riser Card

Filter

N/A

Material

- SECCESAXZ Meet,RoHs, CE,UL

Front Device Bays

- 2x5.25" CD-ROM
- 1x Floppy
- 5x3.5" Hard Disks

Application Reference

- Web Server
- E-Mail Server
- Firewall Server
- ISP
- Proxy Server
- DNS Server
- VPN Server
- High-end Workstation

Switches

- Power On/Off
- Reset On/Off

Temperatures

0°C~45°C(Operation)

Chassis Dimension

- MM: (W) 429 x (H) 88 x (D) 660
- INCH : (W) 19" x (H) 3.46" x (D) 26"

Shipping Dimension

- MM: (W) 546 x (H) 218 x (D) 797
- INCH : (W) 21.5" x (H) 8.58" x (D) 31.37"

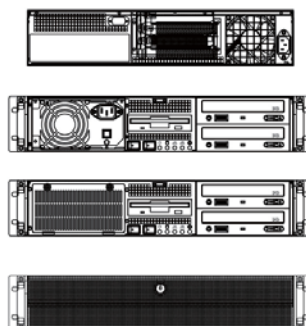
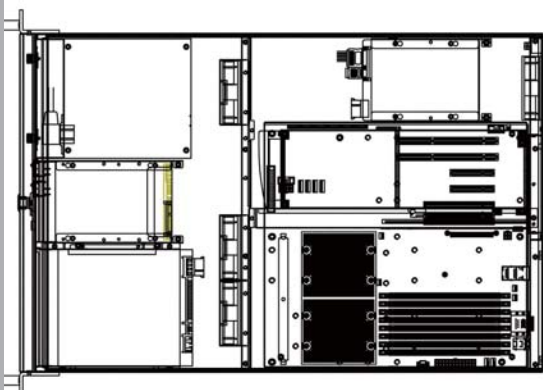
Weight

- N.W.: N/A
- G.W.: N/A

Finished

- Black : RAL 9011
- Beige : RAL 7035

Constructon Drawing



CLM52-10AL7

26 " Depth Chassis



Inside View



Excellent Thermal Efficiency & System Security Design

Specifications

Motherboard Specification

- Max to 12"*13" E-ATX
- Compliant EEB 3.61

Fans Specification

- Front: N/A
- Middle: 3* Axial(80*80*25mm)
- Rear: 1* Axial(80*80*25mm)

Indicators

- 1xDisk Drive Status LED
- 1xPower LED & 1x Fan Fault LED
- 2xNIC LEDs

Power Supply Space

- Max 160mm Depth
- Single PS2 Power Supply

Front Panel Access

N/A

Expansion Slot

- PCI & PCI Express Low Profile Card

Filter

N/A

Material

- SECCESAXZ Meet,RoHs, CE,UL

Front Device Bays

- 2x5.25" CD-ROM
- 1x Floppy
- 5x3.5" Hard Disks

Application Reference

- Web Server
- E-Mail Server
- Firewall Server
- ISP
- Proxy Server
- DNS Server
- VPN Server
- High-end Workstation

Switches

- Power On/Off
- Reset On/Off

Temperatures

0°C~45°C(Operation)

Chassis Dimension

- MM: (W) 429 x (H) 88 x (D) 660
- INCH : (W) 19" x (H) 3.46" x (D) 26"

Shipping Dimension

- MM: (W) 546 x (H) 218 x (D) 797
- INCH : (W) 21.5" x (H) 8.58" x (D) 31.37"

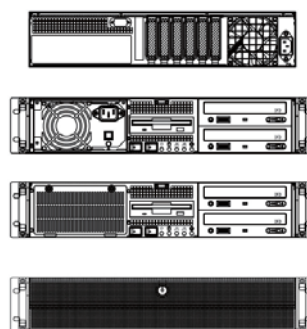
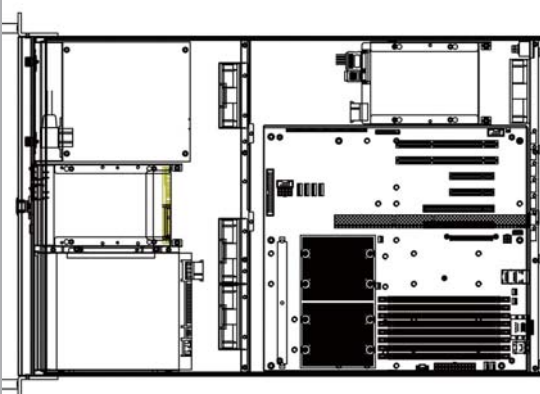
Weight

- N.W.: N/A
- G.W.: N/A

Finished

- Black : RAL 9011
- Beige : RAL 7035

Constructon Drawing



CLM52-11AH3

14.5" Depth Chassis



Inside View



Excellent Thermal Efficiency & System Security Design

Specifications

Motherboard Specification

- Max to 12"*9.6" ATX
- Compliant ATX

Fans Specification

- Front: 3* Axial(70*70*15mm)
- Middle: N/A
- Rear: N/A

Indicators

- 1xDisk Drive Status LED
- 1xPower LED & 1x Fan Fault LED
- 2xNIC LEDs

Power Supply Space

- Max 205mm Depth
- Single PS1U Power Supply

Front Panel Access

- 2 USB Ports

Expansion Slot

- PCI/PCI-Express Riser Card
- Max Depth 167mm

Filter

- Chemical Fibers Washable

Material

- SECCESAXZ Meet,RoHs, CE,UL

Front Device Bays

- 1x5.25" CD-ROM
- 1x 3.5 Hard Disk(under CD-ROM)
- 2x3.5" Hard Disks

Application Reference

- Web Server
- E-Mail Server
- Firewall Server
- ISP
- Proxy Server
- DNS Server
- VPN Server
- High-end Workstation

Switches

- Power On/Off
- Reset On/Off

Temperatures

0°C~45°C(Operation)

Chassis Dimension

- MM: (W) 429 x (H) 88 x (D) 368
- INCH : (W) 19" x (H) 3.46" x (D) 14.5"

Shipping Dimension

- MM: (W) 546 x (H) 218 x (D) 504
- INCH : (W) 21.5" x (H) 8.58" x (D) 19.84

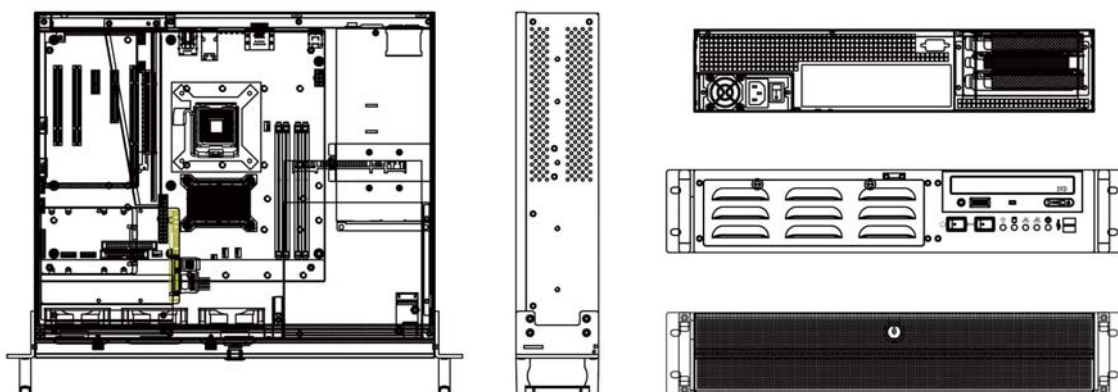
Weight

- N.W.: N/A
- G.W.: N/A

Finished

- Black : RAL 9011
- Beige : RAL 7035

Constructon Drawing



CLM52-11AL7

14.5" Depth Chassis



Excellent Thermal Efficiency & System Security Design

Inside View



Specifications

Motherboard Specification

- Max to 12"*9.6" ATX
- Compliant ATX

Fans Specification

- Front: 3* Axial(70*70*15mm)
- Middle: N/A
- Rear: N/A

Indicators

- 1xDisk Drive Status LED
- 1xPower LED & 1x Fan Fault LED
- 2xNIC LEDs

Power Supply Space

- Max 205mm Depth
- Single PS1U Power Supply

Front Panel Access

N/A

Expansion Slot

- PCI & PCI Express Low Profile Card

Filter

- Chemical Fibers Washable

Material

- SECCESAXZ Meet,RoHs, CE,UL

Front Device Bays

- 1x5.25" CD-ROM
- 1x 3.5 Hard Disk(under CD-ROM)
- 2x3.5" Hard Disks

Application Reference

- Web Server
- E-Mail Server
- Firewall Server
- ISP
- Proxy Server
- DNS Server
- VPN Server
- High-end Workstation

Switches

- Power On/Off
- Reset On/Off

Temperatures

0°C~45°C(Operation)

Chassis Dimension

- MM: (W) 429 x (H) 88 x (D) 368
- INCH : (W) 19" x (H) 3.46" x (D) 14.5"

Shipping Dimension

- MM: (W) 546 x (H) 218 x (D) 504
- INCH : (W) 21.5" x (H) 8.58" x (D) 19.84

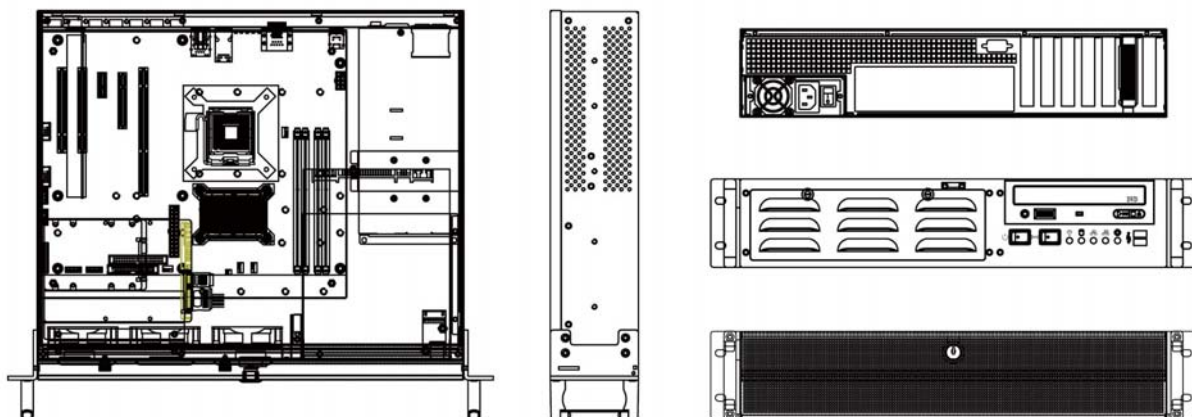
Weight

- N.W.: N/A
- G.W.: N/A

Finished

- Black : RAL 9011
- Beige : RAL 7035

Constructon Drawing



CLM52-11MAL4

14.5" Depth Chassis



Close View



Excellent Thermal Efficiency & System Security Design

Specifications

Motherboard Specification

- Max to 9.6"×9.6" ATX
- Compliant Micro-ATX

Fans Specification

- Front: 3* Axial(70*70*15mm)
- Middle: N/A
- Rear: N/A

Indicators

- 1xDisk Drive Status LED
- 1xPower LED & 1x Fan Fault LED
- 2xNIC LEDs

Power Supply Space

- Max 140mm Depth
- Single PS2 Power Supply

Front Panel Access

- 2 USB Ports

Expansion Slot

- PCI & PCI Express Low Profile Card

Filter

- Chemical Fibers Washable

Material

- SECCESAXZ Meet,RoHs, CE,UL

Front Device Bays

- 1x5.25" CD-ROM
- 3x3.5" Hard Disks

Application Reference

- Web Server
- E-Mail Server
- Firewall Server
- ISP
- Proxy Server
- DNS Server
- VPN Server
- High-end Workstation

Switches

- Power On/Off
- Reset On/Off

Temperatures

0°C~45°C(Operation)

Chassis Dimension

- MM: (W) 429 x (H) 88 x (D) 368
- INCH : (W) 19" x (H) 3.46" x (D) 14.5"

Shipping Dimension

- MM: (W) 546 x (H) 218 x (D) 504
- INCH : (W) 21.5" x (H) 8.58" x (D) 19.84

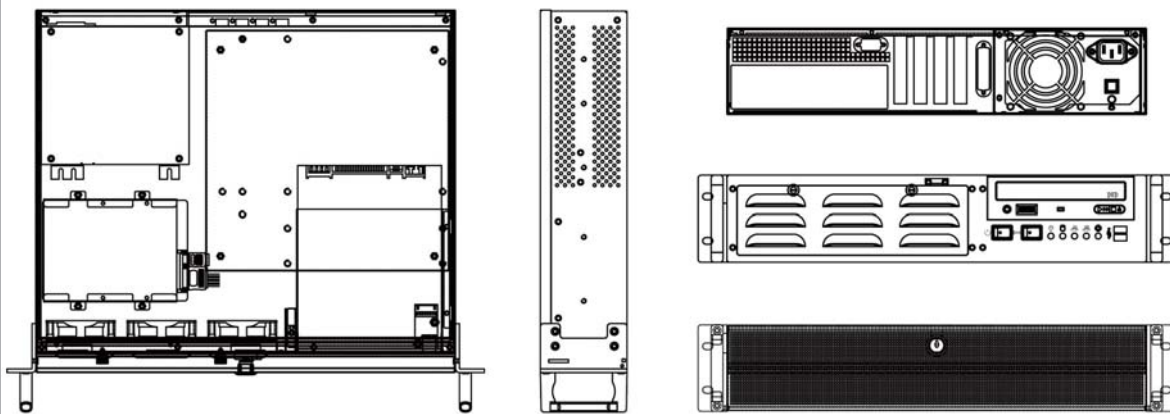
Weight

- N.W.: N/A
- G.W.: N/A

Finished

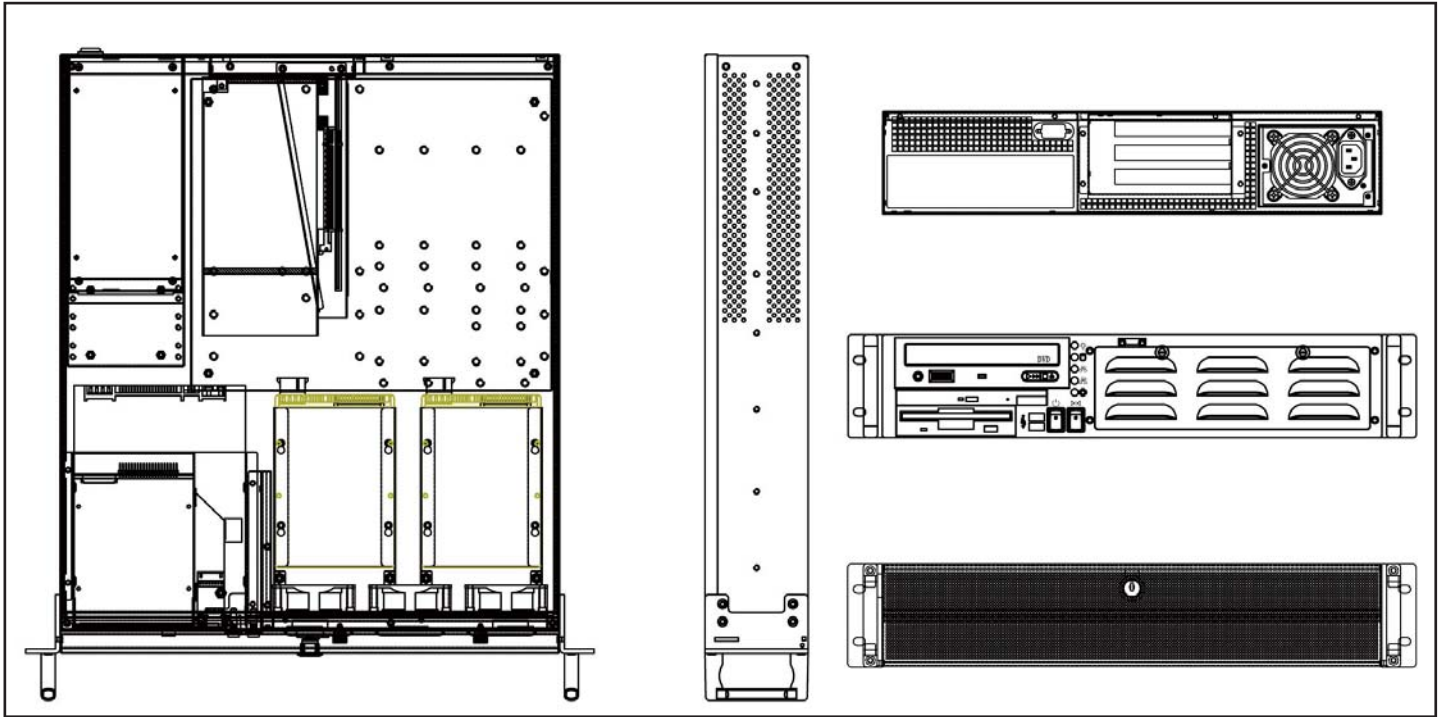
- Black : RAL 9011
- Beige : RAL 7035

Constructon Drawing



CLM52-12AH3

20" Depth Chassis



Specifications

Motherboard Specification

- Max to 12"*9.6" ATX
- Compliant ATX

Fans Specification

- Front: 3* Axial(70*70*25mm)
- Middle: N/A
- Rear: N/A

Indicators

- 1xDisk Drive Status LED
- 1xPower LED & 1x Fan Fault LED
- 2xNIC LEDs

Power Supply Space

- Max 240mm Depth
- Single PS2U Power Supply

Front Panel Access

- 2 USB Ports

Expansion Slot

- PCI/PCI-Express Riser Card
- Max Depth 245mm

Filter

- Chemical Fibers Washable

Material

- SECCESAXZ Meet,RoHs, CE,UL

Front Device Bays

- 1x5.25" CD-ROM & 1x Slim CD-ROM
- 1x Floppy
- 6x3.5" Hard Disks

Application Reference

- Web Server
- E-Mail Server
- Firewall Server
- ISP
- Proxy Server
- DNS Server
- VPN Server
- High-end Workstation

Switches

- Power On/Off
- Reset On/Off

Temperatures

0°C~45°C(Operation)

Chassis Dimension

- MM: (W) 429 x (H) 88 x (D) 510
- INCH : (W) 19" x (H) 3.46" x (D) 20"

Shipping Dimension

- MM: (W) 546 x (H) 218 x (D) 646
- INCH : (W) 21.5" x (H) 8.58" x (D) 25.43"

Weight

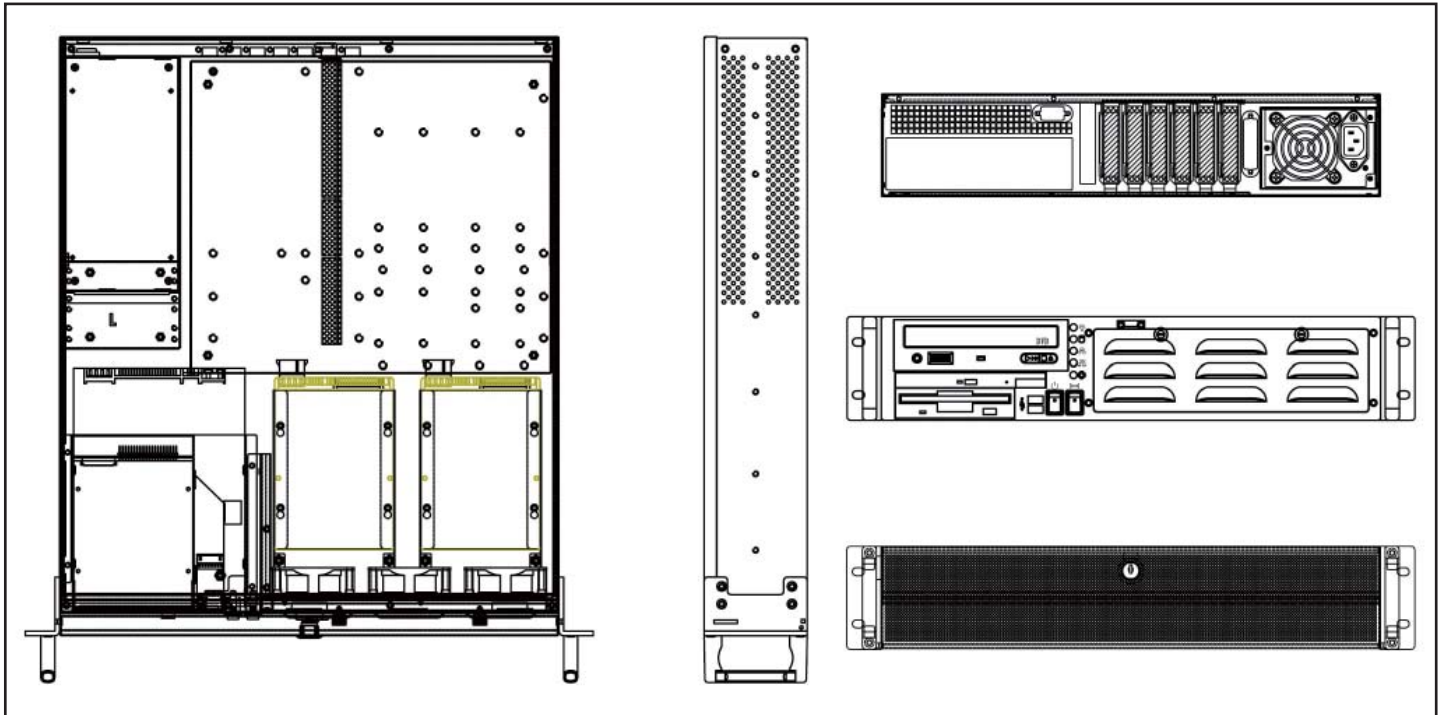
- N.W.: N/A
- G.W.: N/A

Finished

- Black : RAL 9011
- Beige : RAL 7035

CLM52-12AL7

20" Depth Chassis



Specifications

Motherboard Specification

- Max to 12"*9.6" ATX
- Compliant ATX

Fans Specification

- Front: 3* Axial(70*70*25mm)
- Middle: N/A
- Rear: N/A

Indicators

- 1xDisk Drive Status LED
- 1xPower LED & 1x Fan Fault LED
- 2xNIC LEDs

Power Supply Space

- Max 240mm Depth
- Single EPS2U Power Supply

Front Panel Access

- 2 USB Ports

Expansion Slot

- PCI & PCI Express Low Profile Card

Filter

- Chemical Fibers Washable

Material

- SECCESAXZ Meet,RoHs, CE,UL

Front Device Bays

- 1x5.25" CD-ROM & 1x Slim CD-ROM
- 1x Floppy
- 6x3.5" Hard Disks

Application Reference

- Web Server
- E-Mail Server
- Firewall Server
- ISP
- Proxy Server
- DNS Server
- VPN Server
- High-end Workstation

Switches

- Power On/Off
- Reset On/Off

Temperatures

0°C~45°C(Operation)

Chassis Dimension

- MM: (W) 429 x (H) 88 x (D) 510
- INCH : (W) 19" x (H) 3.46" x (D) 20"

Shipping Dimension

- MM: (W) 546 x (H) 218 x (D) 646
- INCH : (W) 21.5" x (H) 8.58" x (D) 25.43"

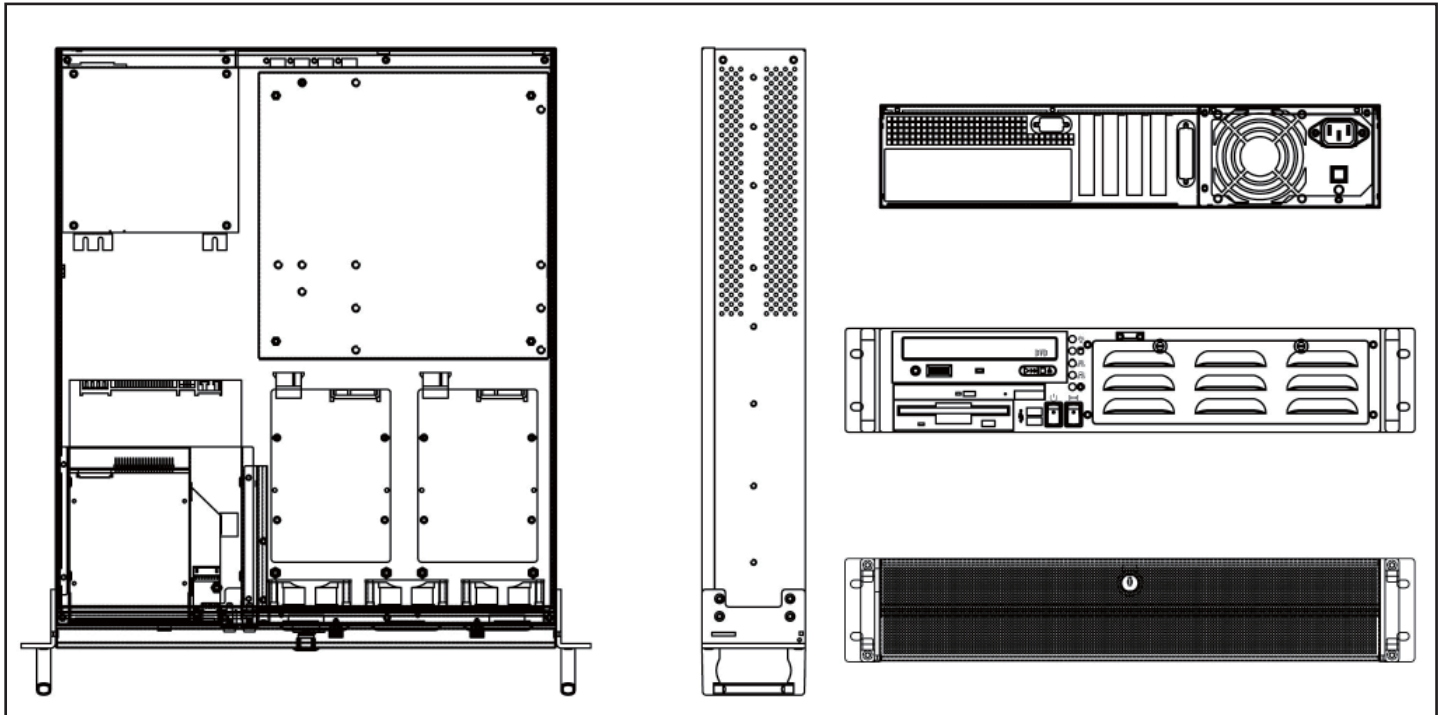
Weight

- N.W.: N/A
- G.W.: N/A

Finished

- Black : RAL 9011
- Beige : RAL 7035

CLM52-12MAL4 20" Depth Chassis



Specifications

Motherboard Specification

- Max to 9.6"*9.6" ATX
- Compliant Micro-ATX

Fans Specification

- Front: 3* Axial(70*70*25mm)
- Middle: N/A
- Rear: N/A

Indicators

- 1xDisk Drive Status LED
- 1xPower LED & 1x Fan Fault LED
- 2xNIC LEDs

Power Supply Space

- Max 205mm Depth
- Single EPS2U Power Supply

Front Panel Access

- 2 USB Ports

Expansion Slot

- PCI & PCI Express Low Profile Card

Filter

- Chemical Fibers Washable

Material

- SECCESAXZ Meet,RoHs, CE,UL

Front Device Bays

- 1x5.25" CD-ROM & 1x Slim CD-ROM
- 1x Floppy
- 6x3.5" Hard Disks

Application Reference

- Web Server
- Firewall Server
- Proxy Server
- VPN Server
- E-Mail Server
- ISP
- DNS Server
- High-end Workstation

Switches

- Power On/Off
- Reset On/Off

Temperatures

0°C~45°C(Operation)

Chassis Dimension

- MM: (W) 429 x (H) 88 x (D) 510
- INCH : (W) 19" x (H) 3.46" x (D) 20"

Shipping Dimension

- MM: (W) 546 x (H) 218 x (D) 646
- INCH : (W) 21.5" x (H) 8.58" x (D) 25.43"

Weight

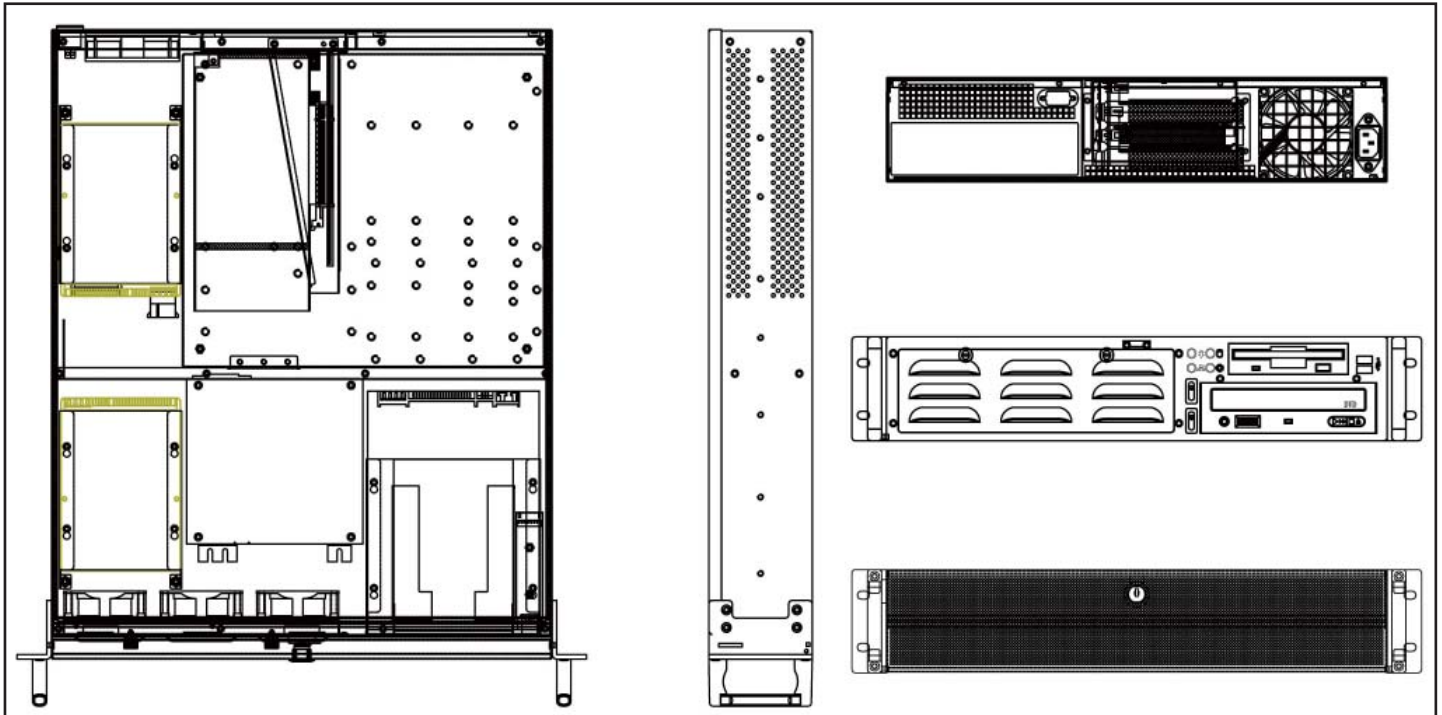
- N.W.: N/A
- G.W.: N/A

Finished

- Black : RAL 9011
- Beige : RAL 7035

CLM52-13AH3

21" Depth Chassis



Specifications

Motherboard Specification

- Max to 12"*9.6" ATX
- Compliant ATX

Fans Specification

- Front: 3* Axial(70*70*25mm)
- Middle: N/A
- Rear: 1* Axial(70*70*25mm)

Indicators

- 1xDisk Drive Status LED
- 1xPower LED & 1x Fan Fault LED
- 1xNIC LEDs

Power Supply Space

- Max 140mm Depth
- Single PS2 Power Supply

Front Panel Access

- 2 USB Ports

Expansion Slot

- PCI/PCI-Express Riser Card
- Max Depth 245mm

Filter

- Chemical Fibers Washable

Material

- SECCESAXZ Meet,RoHs, CE,UL

Front Device Bays

- 1x5.25" CD-ROM
- 1x Floppy
- 6x3.5" Hard Disks

Application Reference

- Web Server
- Firewall Server
- Proxy Server
- VPN Server
- E-Mail Server
- ISP
- DNS Server
- High-end Workstation

Switches

- Power On/Off
- Reset On/Off

Temperatures

0°C~45°C(Operation)

Chassis Dimension

- MM: (W) 429 x (H) 88 x (D) 535
- INCH : (W) 19" x (H) 3.46" x (D) 21.06"

Shipping Dimension

- MM: (W) 546 x (H) 218 x (D) 670
- INCH : (W) 21.5" x (H) 8.58" x (D) 26.3

Weight

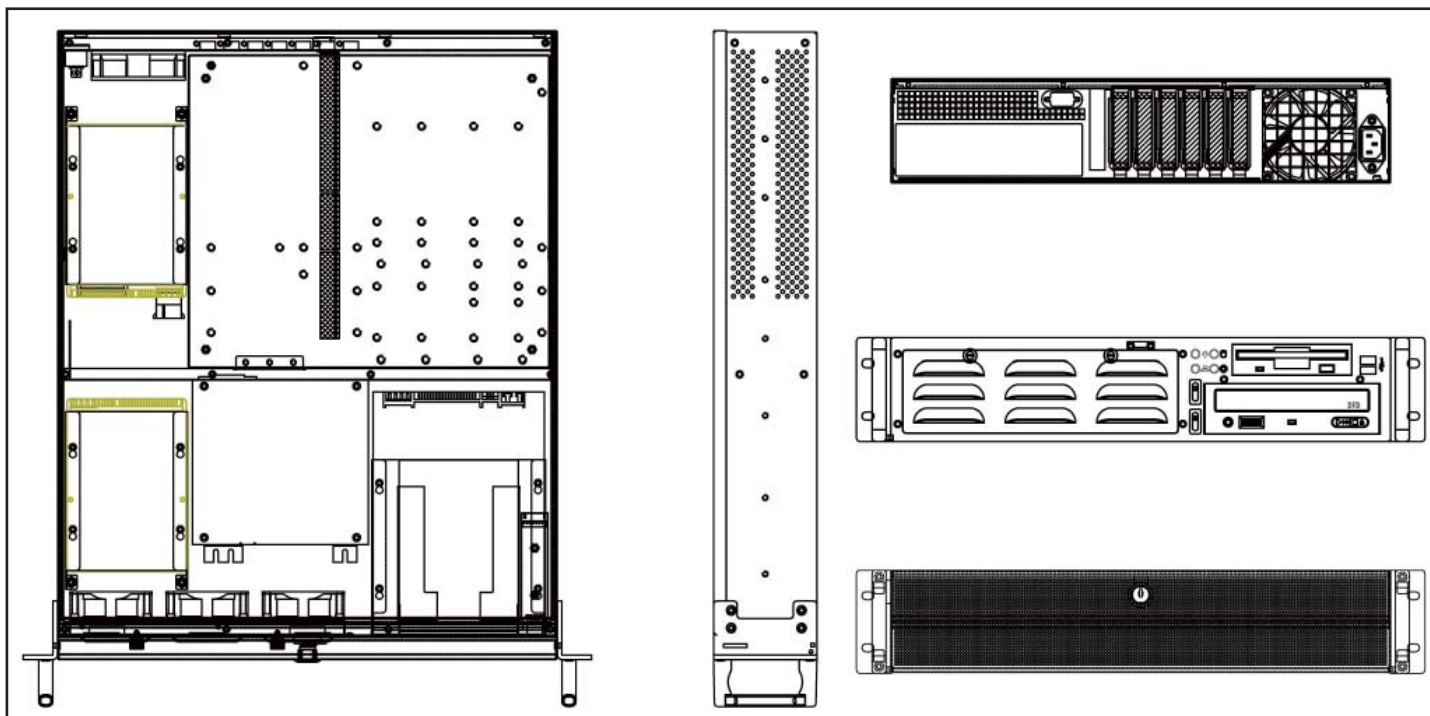
- N.W.: N/A
- G.W.: N/A

Finished

- Black : RAL 9011
- Beige : RAL 7035

CLM52-13AL7

21" Depth Chassis



Specifications

Motherboard Specification

- Max to 12"*9.6" ATX
- Compliant ATX

Fans Specification

- Front: 3* Axial(70*70*25mm)
- Middle: N/A
- Rear: N/A

Indicators

- 1xDisk Drive Status LED
- 1xPower LED & 1x Fan Fault LED
- 1xNIC LEDs

Power Supply Space

- Max 140mm Depth
- Single PS2 Power Supply

Front Panel Access

- 2 USB Ports

Expansion Slot

- PCI & PCI Express Low Profile Card

Filter

- Chemical Fibers Washable

Material

- SECCESAXZ Meet,RoHs, CE,UL

Front Device Bays

- 1x5.25" CD-ROM
- 1x Floppy
- 6x3.5" Hard Disks

Application Reference

- Web Server
- Firewall Server
- Proxy Server
- VPN Server
- E-Mail Server
- ISP
- DNS Server
- High-end Workstation

Switches

- Power On/Off
- Reset On/Off

Temperatures

0°C~45°C(Operation)

Chassis Dimension

- MM: (W) 429 x (H) 88 x (D) 535
- INCH : (W) 19" x (H) 3.46" x (D) 21.06"

Shipping Dimension

- MM: (W) 546 x (H) 218 x (D) 670
- INCH : (W) 21.5" x (H) 8.58" x (D) 26.3

Weight


- N.W.: N/A
- G.W.: N/A

Finished

- Black : RAL 9011
- Beige : RAL 7035

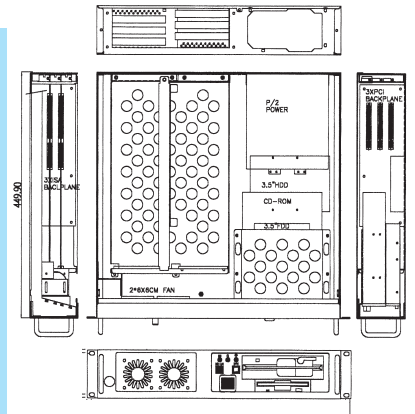
2U IPC Chassis Variants

2U CLM-914S For 6 Slots Backplane(4 x PCI & 2 x PICMG)



Specifications:

- Material: SPEG
- Meet F.C.C.Class A & CE
- On two side 6 x Long Cards, 4 x PCI, 2 x PICMG On Two sides
- Drive Bays: 1 x 5.25" CD-ROM, 1 x 3.5" FDD
1 x 3.5" HDD
- Fans: 2 pcs x 6 x 6 CM
- Power Supply: PS2 TYPE / AT 200-400W
- Removable Device Bay cage
- Washable air-filter
- Switches : Power ON/OFF,
System Reset ON/OFF
- Lockable front door
- Assembly Parts Included
- Dimension: 19" x 18" x 3.5" (W x D x H)
448 x 450 x 89mm(W x D x H)
- Shipping Dimensions: 2.4 CUFT
- Weight : N.W. 8.0 KGS G.W. 10.5 KGS
- Finished : Coating in Color RAL7035(Beige)
RAL9011(Black)

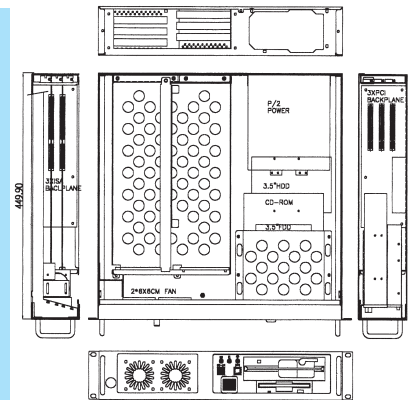


2U CLM-916S For 6 Slots Backplane(3 x PCI & 1 x ISA & 2 x PICMG)



Specifications:

- Material: SPEG
- Meet F.C.C.Class A & CE
- Backplane: 5 x LONG CARDS, 3x PCI, 1x ISA, 2x PICMG on two sides
- Drive Bays: 1x5.25" CD-ROM, 1x3.5" FDD, 2x3.5"HDD
- Fans: 2 pcs x 6 x 6 CM
- Power Supply: PS2 AT 200-400W
- Removable Device Bay cage
- Switches : Power ON/OFF, Buzzer Reset
System Reset ON/OFF
- Washable air-filter
- Lockable front doors
- Assembly Parts Included
- Dimension: 19" x 18" x 3.5" (W x D x H)
448 x 450 x 89mm(W x D x H)
- Shipping Dimensions: 2.4 CUFT
- Weight : N.W. 8.0 KGS G.W. 10.5 KGS
- Finished : Coating in Color RAL7035(Beige)
RAL9011(Black)

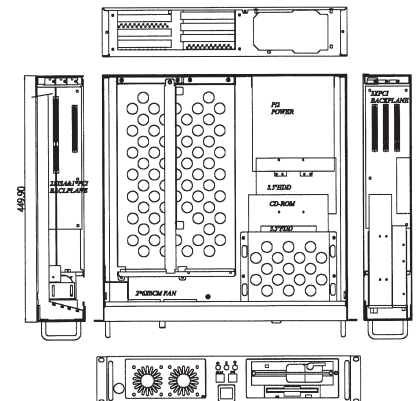


2U CLM-9164S For 6 Slots Backplane(4 x PCI & 2 x PICMG)





Specifications:

- Material: SPEG
- Meet F.C.C.Class A & CE
- Backplane: 6 x LONG CARDS 4 x PCI, 2 x PICMG on two sides
- Drive Bays: 1x5.25" CD-ROM, 1x3.5" FDD, 1x3.5"HDD
- Fans: 2 pcs x 6 x 6 CM
- Power Supply: PS2 AT 200-400W
- Removable Device Bay cage
- Switches : Power ON/OFF, Buzzer Reset
System Reset ON/OFF
- Washable air-filter
- Lockable front doors
- Assembly Parts Included
- Dimension: 19" x 18" x 3.5" (W x D x H)
448 x 450 x 89mm(W x D x H)
- Shipping Dimensions: 2.4 CUFT
- Weight : N.W. 8.0 KGS G.W. 10.5 KGS
- Finished : Coating in Color RAL7035(Beige)
RAL9011(Black)



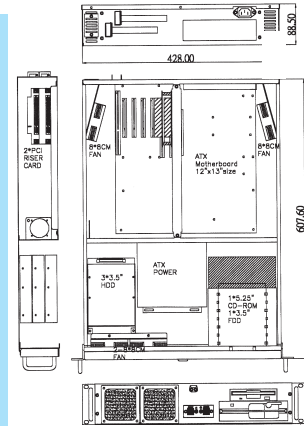
2U IPC Chassis Variants

2U CLM-9232A For 12" x 13" ATX M/B, 2 PCI Slots




Specifications:

- Material: SPEG
- Meet F.C.C.Class A & CE
- Mainboard: Extended Max to 12"x13" Full Size(Slot #5 & #6)
- Riser Card: 2 x 32Bits PCI Slots in 2 Layers
5.0V or 3.3V or 1.5V as request
- Drive Bays: 1 x 5.25" CD-ROM, 1 x 3.5" FDD,
3 x 3.5" HDD
- Fans: 4 pcs x 8 x 8 (CM)
- Power Supply: PS2 ATX (AC-IN ON TOP)
Eps 24 pins+8 pins version as request
- Removable Device Bay cage
- Switches : Power ON/OFF, System Reset
ON/OFF
- Lockable front door
- Assembly Parts Included
- Dimension: 19" x 24" x 3.5" (W x D x H)
- Shipping Dimensions: 1 PC/CTN/3.3 CUFT
- Weight : N.W.:11.0 KGS G.W.:13.0 KGS
- Finished : Coating in Color RAL7035(Beige)
RAL9011(Black)

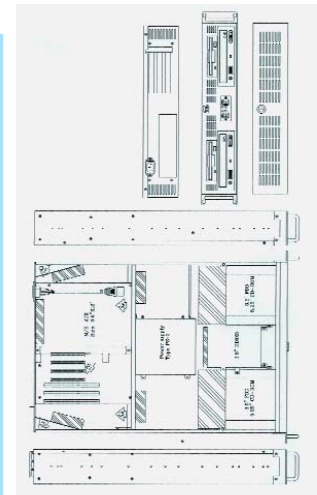


2U CLM-9234A/9235A For 12" x 9.6" ATX M/B



Specifications:

- Material: SPEG
- Meet F.C.C.Class A & CE
- Mainboard ATX :
CLM-9234A : 9.6" x 12" (Slot #5 & #6)
CLM-9235A : 9.6" x 12" (Slot #6 & #7)
- Riser Card: 3 x 32Bits PCI OR 2 x PCI+1 X AGP in
2 Layers 5.0V or 3.3V or 1.5V as request
- Drive Bays: 2 x 5.25" CD-ROM, 2 x 3.5" FDD,
3 x 3.5" HDD
- Fans: 4 pcs x 8 x 8 (CM) 2 pcs optional fans available
- Power Supply: PS2 ATX(AC-INONTOP) or EPS 24
pins + 8 pins Version as request
- Removable Device Bay cage
- Washable air-filter
- Lockable front door
- Assembly Parts Included
- Dimension: 19" x 24" x 3.5" (W x D x H)
- Shipping Dimensions: 1 PC/3.3 CUFT
- Weight : N.W. 11.5 KGS G.W. 14.0 KGS
- Finished : Coating in Color RAL7035(Beige)
RAL9011(Black)



2U CLM-7234A/7235A For 12" x 9.6" / 12" x 13" ATX M/B



Specifications:

- Material: SPEG
- Meet F.C.C.Class A & CE
- Mainboard ATX : CLM-7234A: Max to 9.6" X 12" (Slot #6,#7)
CLM-7235A: Max to 12" X 13"
- Riser Card: 3 X PCI or 2 X PCI + 1 X AGP in 2
Layers 5.0V or 3.3V or 1.5V as request
- Drive Bays: 1 X 3.5"FDD & 1 X 5.25"CD-ROM &
6 X 3.5"HDD
- Power Supply: ATX SPX-6300A2,P2U-6300P,
MB-350VA
Redundant ATX: R2G-6300 2 x 300W
SPR-2326 2 x 320W for CLM-7235A
EPS 24 pins + 8 pins version as
request
- Fans: 4 pcs 8 x 8 x 2.5cm 1 pc optional fans available
- Removable Device Bay cage
- Washable air-filter
- Lockable front door , patent pended
- Assembly Parts Included
- Dimension: W19"x D20.5"x H3.5"
- Shipping Dimensions:1 PC/CTN/3.0/3.5 CUFT
- Weight : N.W: 11/12 KGS G.W: 13.5/14.5 KGS
- Finished : Coating in Color RAL7035(Beige)
RAL9011(Black)

Patent Pended: Tawian 195808 Germany 2014717.9
USA 09/953.269 China ZL01232530.9

