


# CATEGORIES OF ACCESSORIES

	<b>Shelves</b> K1~K3		<b>Drawers</b> K4
	<b>Keyboard Drawers</b> K5		<b>KVM &amp; Hub &amp; UPS</b> K6~K7
	<b>Blanking Panel</b> K8		<b>Rails</b> K9~K10
	<b>Rail Sections</b> K11~K21		<b>Cable Managements</b> K22~K25
	<b>Patch Panel</b> K26~K31		<b>Power Cord</b> K32
	<b>Earth Kits</b> K33		<b>Power Sockets</b> K34
	<b>Castors &amp; Leveling Feet</b> K35~K36		<b>Locks</b> K36~K37
	<b>Screws &amp; Nuts</b> K38~K45		<b>Cooling Modules</b> K46~K50


## 1U, 10" Component Shelf



CLM Part No.	Size	Pack No.	For Model No.
882110-00	10"	1	CLM-2305x-xx


For mounting 482.6mm (19") to put components on.  
 Part No. 612453  
**Material:** Sheet Steel  
**Supply Includes:** Assembly parts.  
**Finished :** Powder Coating in RAL7305 or RAL9011

## Overlapping Component Shelf 1U, Two Plates for installation mounting angles 482.6mm(19")




Two extending superimposing of from match plates, provides depth-adjustable intervals maximum to 745 mm. for mounting between 2 pair of 482.6mm(19") mounting angles, for upper 700mm Depth Rack internal front fixing available.  
**Load capacity:** 25kg surface load, static  
**Material:** sheet steel  
**Supply Includes:** 1. 2 flat plates  
 2. assbly parts  
**Finished:** Powder Coating in RAL7035,RAL9011

CLM Part No.	Depth	Pack No.
882033	490-745mm	1



# SHELVES

## Adjustable Component Shelf 2U, 4 Brackets for installation 482.6mm(19")



For mounting between 1 or 2 pairs of 482.6mm (19") mounting angles.  
4-brackets design to reduce overlap component punched adjustable holes to match the different depth cabinet.

**Load capacity:** 25 kgs surface load, static


**Material:** sheet steel

**Supply Includes:**


- 1 CLM-612055-xxx Flat plate
- 2 CLM-612056-01 Left Brackets
- 2 CLM-612057-01 Right Brackets
4. Assembly parts

**Finished:** Powder Coating in color RAL7035, RAL9011

CLM Part No.	Width mm	Depth	Pack No.
882026-619	19"	430-630	1
882026-719	19"	530-730	1
882026-819	19"	630-830	1
882026-919	19"	730-930	1
882026-621	21"	430-630	1
882026-721	21"	530-730	1
882026-821	21"	630-830	1
882026-921	21"	730-930	1
882026-623	23"	430-630	1
882026-723	23"	530-730	1
882026-823	23"	630-830	1
882026-923	23"	730-930	1
882026-624	24"	430-630	1
882026-724	24"	530-730	1
882026-824	24"	630-830	1
882026-924	24"	730-930	1



## Vented Component Shelf 2U, 4 Brackets, for installation mounting angles 482.6mm(19")



For mounting between 1 or 2 pairs of 482.6mm (19") mounting angles.  
4-brackets design to reduce overlap component punched adjustable holes to match the different depth cabinet.  
Full Oval holes to increase heat-dissipation efficiency while putting components on the plate a spacer can be a stopper to stem a component dropping-down or totter.

**Load capacity:** 25 kgs surface load, static


**Material:** Thickness sheet steel

**Supply Includes:**

1. CLM-612182-xxx Vented plate
2. 2 CLM-612056-01 Left Brackets
3. 2 CLM-612057-01 Right Brackets
4. Assembly parts

**Finished:** Powder Coating in color RAL7035, RAL9011

CLM Part No.	Width mm	Depth	Pack No.
882060-619	19"	430-630	1
882060-719	19"	530-730	1
882060-819	19"	630-830	1
882060-919	19"	730-930	1
882060-621	21"	430-630	1
882060-721	21"	530-730	1
882060-821	21"	630-830	1
882060-921	21"	730-930	1
882060-623	23"	430-630	1
882060-723	23"	530-730	1
882060-823	23"	630-830	1
882060-923	23"	730-930	1
882060-624	24"	430-630	1
882060-724	24"	530-730	1
882060-824	24"	630-830	1
882060-924	24"	730-930	1



## Vented Component Shelf 1U, for 400/500mm Depth Rack



CLM Part No.	Width mm	Depth	Pack No.
882129-319	19"	150-520	1
882129-419	19"	250-520	1
882129-619	19"	450-520	1

**Material:** sheet steel

**Supply Includes:**

- 1 CLM-612422-x19 Plate
- 1 CLM-612430-10 Left Bracket
- 1 CLM-612430-20 Right Bracket
3. Assembly parts

**Finished:** Powder Coating in Color RAL 7035, RAL 9011




For mounting between 1 or 2 pair of 19" (482.6mm) mounting angles.  
4-bracket design reduces overlap area under component increases heat-dissipating ability.



# SHELVES

## Vented Component Shelf 2U, for 2 pairs of Fastened mounting angle, 482.6mm(19")



Two Brackets attached to vented holes plate on both sides for mounting between 1 or 2 pair of 482.6mm(19") mounting angles.

Full oval holes plate to increase heat-dissipation efficiency while putting components on plate can use a spacer to be a stopper to stem for not dropping down or totter components

**Load capacity:** 30 kgs surface load, static

**Material:** sheet steel

**Supply Includes:** 1. 1 CLM-612214-01 Vented plate

2. 1 CLM-612215-02 Brackets


3. Assembly parts.

**Finished:** Powder Coating in color RAL7035, RAL9011




CLM Part No.	Width	Depth	Pack No.
882342-25	19"	250mm	1
882342-30	19"	300mm	1
882342-35	19"	350mm	1
882342-40	19"	400mm	1
882342-45	19"	450mm	1
882342-50	19"	500mm	1
882342-55	19"	550mm	1
882342-60	19"	600mm	1
882342-65	19"	650mm	1

Option for 612290x2



## Vented Component Shelf 1U, for 2 pairs of Fastened mounting angle, 482.6mm(19")



Two Brackets attached to vented holes plate on both sides for mounting between 1 or 2 pair of 482.6mm(19") mounting angles.

Full oval holes plate to increase heat-dissipation efficiency while putting components on plate can use a spacer to be a stopper to stem for not dropping down or totter components

**Load capacity:** 25 kgs surface load, static

**Material:** sheet steel

**Supply Includes:** 1. 1 CLM-612214-01 Vented plate

2. 1 CLM-612215-02 Brackets

3. Assembly parts.

**Finished:** Powder Coating in color RAL7035, RAL9011



CLM Part No.	Depth	Pack No.
882104-00	490mm	1

## Vented Component Shelf 1U, for 1 pairs of Fastened mounting angle, 482.6mm(19")



Two 35° Hinge brackets installed on both sides for mounting between 1 or 2 pairs of 482.6mm(19") mounting angles.

Full oval holes plate to increase heat-dissipation efficiency while putting components on plate can use a spacer to be a stopper to stem for not dropping down or totter components.

**Load capacity:** 25 kgs surface load, static

**Material:** sheet steel

**Supply Includes:** 1. 1 CLM-612214-01 Vented plate

2. 1 CLM-612216 Right Bracket

3. 1 CLM-612217 Left Bracket

4. Assembly parts.

**Finished:** Powder Coating in color RAL7035, RAL9011



CLM Part No.	Depth	Pack No.
882105-00	490mm	1

## Slide-in Component Shelf 1U with 1 pair of Telescopic Sliders for Mounting angles 482.6mm(19")



For mounting between 2 pairs of 482.6mm (19") mounting angles. Vented shelf integrated with a pair of Telescopic sliders design provides smooth touch & convenience usually put keyboard. Full oval holes plate to increase heat-dissipation efficiency while putting components on plate can use a spacer to be a stopper to stem for not dropping down or totter components.

**Load capacity:** 25kgs surface

**Material:** sheet steel

**Supply Includes:**

1. 1 CLM-612083-xx Vented plate

2. 1 pair of CLM-882126-xx 2 section Telescopic slide Rails

3. 1 pair of CLM-612097-xxx Rail Brackets (in Rear)

4. 1 CLM-612105-xxx Right Bracket

1 CLM-612106-xxx Left Bracket

**Finished:** Powder Coating in color RAL7035, RAL9011

CLM Part No.	For Cabinet Dimension
882025-06	(W)600X600(D)
882025-08	(W)600X800(D)



# DRAWERS

## Data Drawer 1U, 3U for 1 pair of mounting angles 482.6mm




For front fixing to 482.6mm(19") mounting angles. With cover and telescopic sliders to accommodate assignments Data, CD-ROM .FDD, Components and assembly tools with keys, Lockable.

**Material:** sheet steel.

**Finished:** Powder Coating in color RAL7035, RAL9011

CLM Par No.	Height	Dimension	
		Width	Depth
882030-00	1U	423mm	387mm
882032-00	3U	448.2mm	400mm



### Option rear for 612097-xx



### Rear Bracket



**Material:**

Thickness sheet steel.

**Supply included:**

2 long & 2 short brackets

**Finished:** Powder Coating in color RAL7035, RAL9011

CLM Part No.	Length mm	Cabinet Depth mm	Pack No.
612097-68	30	600	2
612097-71	100.9	700	2
612097-72	198	800	2
612097-73	295.1	900	2
612097-74	392.2	1000	2

Option above Bracket for mounting on second pair of mounting angles

## Data Drawer 2U for 1 pair of mounting angles 482.6mm(19")



For front mounting on 482.6mm(19") mounting angles.

With cover and telescopic slider to accommodate assignments Data, CD-ROM, FDD, Components and Assembly tools with keys Lockable.


**Material:** sheet steel.

**Finished:** Powder Coating in color RAL7035, RAL9011

CLM Part No.	Height	Dimension	
		Width	Depth
882031-00	2U	448.2mm	400mm

**Optional below Bracket for mounting on second pair of mounting Angles:**

### Rear Bracket




CLM Part No.	length mm	Cabinet Depth mm	Pack No.
612096-68	30	600	1
612096-81	100.9	700	1
612096-82	198	800	1
612096-83	295.1	900	1
612096-84	392.2	1000	1

See page No. K3



## Fixing Angle Shelf 1U for 2 pairs of mounting angle, 482.6mm(19")



For mounting between 2 pairs of 482.6mm (19") mounting angles.

**Material:** sheet steel

**Supply Includes:**

- 2 CLM-612212-00 L support angles
- 2 CLM-612213-00 R support angles
- 2 Assembly parts.

**Finished:** Powder Coating in color RAL7035, RAL9011

CLM Part No.	Pitch of Bracket	Pack No.
882103-00	490mm	4



# MONITOR ENCLOSURE & KEYBOARD DRAWERS

## Support Slide Rails



CLM Part No.	Depth (mm)	Pack No.
612054-60	600	2
612054-70	700	2
612054-80	800	2
612054-90	900	2
612054-100	1000	2



For mounting between 1 or 2 pairs of 482.6 mm (19") mounting angles. S-shaped & M Shaped Slide rail design for heavy loaded components.

**Load capacity:** 25kgs

**Material:** Sheet Steel

**Supply Includes:** 2 pcs Brackets & assembly parts.

**Finished:** Powder Coating in color RAL7035, RAL9011

## 14" or 15" / 17" Monitor Enclosure 8U/10U for installation 1 a pair of Mounting angles 482.6mm(19")



For installation 14" or 15" Monitor

- DIY Kits
- REVOLVING CONTROL PANEL
- REMOVABLE & ADJUSTABLE BASE FRAME
- 3 SETS ADJUSTABLE MOUNTING BRACKET AGAINST VIBRATION.
- SHIPPING DIMENSIONS: 1PC/CTN1.2CUFT
- N.W:5.5KGS
- G.W:7.8KGS


**Supply includes:** assembly parts.

**Material:** sheet steel

**Finished:** Powder Coating in color RAL7035, RAL9011

**Patent Pended:** Taiwan 189471

patent pended No: 189471



CLM Part No.	U	Dimension
CLM-958	8	14" or 15"
CLM-950	10	17"

## 1U, Keyboard Drawers for 2 pair of mounting angles 19"(482.6mm)

- CLM-9110 drawer only
- CLM-911 drawer & IPC keyboard.
- CLM-912 drawer & IPC keyboard set & libra trackball set.
- CLM-913 drawer & Touchpad IPC keyboard set
- CLM-912-1 drawer & track Ball built-in wireless keyboard set
- CLM-9101 drawer with mouse PAD plate only
- CLM-9101-1 with mouse PAD plate & IPC keyboard set
- CLM-9101-2 drawer with mouse PAD plate & IPC keyboard & Mouse set

### Features:

For mounting between 2 pair of mounting angles. The drawer built Telescopic sliders on both sides to put IPC keyboard in whilst operating computer system free-holding to key-in data stability.

**Material:** sheet steel

**Finished:** Powder Coating in color RAL7035(Beige) or RAL9011(Black) as request

CLM Part No.	IPC keyboard	TRACK BALL	Touchpad	Mouse
CLM-9110	X	X	X	X
CLM-911	●	X	X	X
CLM-912	●	●	X	X
CLM-913	●	X	●	X
CLM-912-1	wireless keyboard	●	X	X
CLM-9101	X	X	X	X
CLM-9101-1	●	X	X	X
CLM-9101-2	●	X	X	●



CLM-9110



CLM-911




CLM-912



CLM-912-1



CLM-913



CLM-9101



CLM-9101-1



CLM-9101-2

# LCD KVM & KVM & HUB VARIANTS

## SSL-91178KVM 8 ports K/B Drawer with 17" TFT



### Specifications:

- Construction heavy-duty cold-rolled steel
- 17" TFT LCD display, Resolution: 1280x1024  
Brightness: 250 cd/m<sup>2</sup>, LCD MTBF: 20,000hrs  
LCD Brand: Hitachi
- LEDs: power on/off on screen
- Controls color adjustment, H/V position, size on screen.
- Display Area: 341.3mm x 274.5mm
- Display Color: 16.7M, Contrast Ratio: 400:1
- Viewing Angle(H): +85,-85 Viewing Angle(V): +85,-85
- Power Supply: built-in AC Adapter, Max 48W
- Rail Slider: 1set(2pcs), heavy-duty steel
- 105 keys keyboard, Touchpad, Pen  
Microsoft Mouse compatible with Ps/2 mouse interface or USB
- Power Supply Optional(DC 9V, 600mA)
- KVM Switch 8 port
- Connected CPU capacity up to 999 computers
- Methods of control, Front panel button, Hot-key, OSD, Remote control  
Front panel, Twin Led, 8 buttons
- Hot plug-and-play
- Automatic scan interval 1-255 seconds
- On-screen display
- VGA resolution 2048x1536
- Max cable length 30m at Console, 35m at PC
- Keyboard & Mouse & Monitor connector: HD-DB15
- Operating temperature: 0°C~40°C
- Dimension: 640mm(D)x430mm(W)x44mm(H)

## SSL-91158KVM 8 ports K/B Drawer with 15" TFT



### Specifications:

- 1U Height designed to save Rack space
- 15.1" high brightness TFT LCD display  
Resolution:1024x768  
Brightness:200 cd/m<sup>2</sup>  
LCD MTBF:50,000 hrs
- 88 standard keys with slim size keyboard, supports English ,Japanese, German, French, Italian keyboard.
- Mouse pad with two key buttons.
- Audio input via two internal speakers(1W speaker with speaker on/off switch)
- Built-in OSD(On Screen Display)for user adjustment, including H/V position,Size,...etc.
- Front panel with buckle lock.
- Power Supply:  
Built-in universal AC input adapter, 100VAC~240VAC input, 12V@3.8A output.  
ACE-802T, 36VDC~72VDC input, 12V@2A output.  
ACE-802C, 20VDC~30VDC input, 12V@2A output.
- Color: Standard color are Black(Pantone Black C) or White(Pantone 413C)
- Vibration: 5~17Hz, 0.1" double amplitude displacement  
17~640Hz, 1.5G acceleration peak to peak
- Shock: 10G acceleration peak to peak(11ms)
- Depth: 525mm
- Operation Temperature:0°C~50°C
- Relative Humidity: 5-95% non-condensing.
- Net/GW: 13/23(kg)



## SSL-1104 /SSL-1108 /SSL-1116 KVM 4 /8 /16 Ports KVM switch Controller , 1U/2U



### Introduction

The KVM 4/8/16 ports rack mountable switch can access multiple computers from one keyboard, video and mouse. Gives us centralized workstations and save physical effort moving between various server locations. There is no interface card or software to configure. Installation is as easy as connecting cables between KVM Switch 4 ports and your computers. Operation is as simple as pressing a button on the front panel entering hot-key command.

### Features:

- KVM switch 4/8/16 ports is 19" rack mount size design
- Supports Microsoft Intellimouse, Microsoft Intellimouse Explorer, Logitech Net Mouse or other fully compatible Microsoft mouse
- Provides console PS/2 to PC serial mouse conversion
- Supports hot-swappable
- Supports High Video resolution up to 1920x1440 with bandwidth of 200MHz
- No Software Required with easy PC selection via On Screen Display Manual, Push Buttons and Hot Keys.
- Supports eight characters password protection and PC server name search
- Auto Scan Mode for monitoring PCs with flexible scan time from 5~99 seconds
- Keyboard states automatically saved and restored upon switching
- LED display for easy status monitoring
- Buzzer sound for switching port confirmation
- No DIP switch setting needed with auto detection daisy chain bank

## SSL-1024 HUB 24 port Nway switch for Rack mounting , 1U



### Features:

- Complies with IEEE 802.3/802.3u
- 10/100 Mbps Auto-Negotiation
- Supports 10/100 Mbps Half/Full duplex switch ports
- MDI-X/MDI Selection: Push button switch
- Network Bridging Function: filtering, forwarding and learning
- Store & forward architecture
- 2K MAC address entries table, 1M bytes queue buffer
- Rich diagnostic LEDs
- Internal power supply
- Dimension: 440x205x45mm(LxWxH)  
19" Rack-mount  
Model: AL2400-N

# HUB & UPS

## SSL-1016 HUB 16 port Nway switch for Rack mounting , 1U



### Features:

- Complies with IEEE 802.3/802.3u/802.3x
- 10/100 Mbps Auto-Negotiation
- Supports 10/100 Mbps Half/Full duplex switch ports with RMII interface
- MDI-X/MDI Selection: Push button switch
- Store & forward architecture
- 8K MAC address entries table, 1522 bytes buffer allocation
- Supported uplink port is able to connect on hub to another
- Rich diagnostic LEDs
- Internal power supply
- Dimension: 440x118x45mm(LxWxH)
- 19" Rack-mount
- Model: AL1600-S


## SSL-700/1000/1500/2200/3000VA UPS 3U,Rackmounting UPS



Specification		SSL-700 SSL-700L	SSL-1000 SSL-1000L	SSL-1500 SSL-1500L	SSL-2200 SSL-2200L	SSL-3000 SSL-3000L
<b>Power Rating (VA/Watt)</b>		700/420	1000/600	1500/900	2200/1320	3000/1800
<b>Input</b>	Voltage	120Vac + 20% / -25% or 230Vac +20% / -25%				
	Frequency/Phase	50 or 60 Hz auto selectable/Single phase				
<b>Output (ON Battery)</b>	Voltage	120Vac ±5% or 230Vac±5%; ±10% after low battery warning				
	Frequency	60±1Hz or 50±1Hz				
	Waveform	True sinewave				
	Transfer time	2ms typical, 3.5ms max, includes detection and transfer				
	Smart buck	12% decrease or 135-150Vac or 225-275Vac				
	Smart boost	12% increase or 92-105Vac or 175-205Vac				
	Smart overvoltage protection	Input voltage to switch from buck mode to inverter: 150 or 275Vac Input voltage to switch from inverter to buck mode : 145 or 265Vac				
	Overload/short circuit protection	Electronic and fused				
	Efficiency	Min. 80% at full load				
	Overload Capability	125% for 10"				
<b>Battery</b>	Type	Maintenance-free sealed Lead-Acid battery with leakproof				
	Typical back-up time at half load with internal batteries	15 min.	12 min.	15 min.	16 min.	16 min.
	Typical recharge time for internal batteries	4-6 hours				
<b>Noise filter</b>		Both common and normal mode EMI/RFI suppression 100KHz to 10 MHz				
<b>Surge Protection</b>		3 Way, meets IEEE STD 587 Cat. A 6KV test				
<b>Output Receptacles</b>		5-15R x 4 to 6 or IEC320 x4				5-15R x 6 or IEC320 x 6
<b>Communication Interface</b>		DB-9 true RS-232 signals				
<b>Intrface</b>	Indicators	Load status, battery level, AC normal, buck/boost mode,replace battery,overload,over temperature,UPS trouble				
	Audible	AC blackout,AC abnormal,wrong batteries,battery in use,over temperature,low batteries,UPS fault,overload				
<b>Environment</b>	Operating temperature	0° C to 40° C				
	Storage temperature	-15° C to 40° C				
	Operating humidity	0-90% non-condensing				
	Operating Altitude	Up to 3000 meter				
<b>Dimensions HxWxD(mm)</b>	Pro with Internal batteries	89x483x290 2U		89x483x480 2U		133.5x483x510 3U
	Pro L with Internal batteries					
<b>Weight(KG)</b>	Pro with Internal batteries	18.6	24.2	27	40	45
	Pro L with Internal batteries	20.6	26.2	34	47	53
<b>Safety</b>		Comply with UL(1778)TUV/GS(EN60950,EN50091)Standard				
<b>EMC Verification</b>		FCC Class B				
<b>Optional Standard Battery Pack</b>		Pro-BP24V34			Pro-BP48V17	
<b>Dimension HxWxD(MM)</b>		89x483x453 2U			89x483x453 2U	
<b>Optional Standard Battery Pack</b>		32.1			32.1	

# BLANKING PANELS 482.6mm(19")

## Blanking Panels for 482.6mm (19")



As an extension cover for population as required. For uncsed cutouts including seal and fixing accessories for making up front outlooking and dust protection

**Material:** sheet steel

**Finished:** powder coating in color RAL7035 or RAL9011

Other version available as request.

CLM Part No.	U	Height	Pack No.	Set/CTN
612027-10	1	43.7mm	1	20
612027-15	1.5	65.9mm	1	20
612027-20	2	88.1mm	1	20
612027-30	3	132.6mm	1	20
612027-40	4	177mm	1	20
612027-50	5	221.5mm	1	10
612027-60	6	265.9mm	1	10
612027-90	9	399.3mm	1	10

## Ventilative Blanking Panels for 482.6mm (19")



For venting open-fronted Cabinet. for making up front outlooking and dust protection

**Material:** sheet steel

**Finished:** powder coating in color RAL7035 or RAL9011

Other version available as request.

CLM Part No.	U	Height	Pack No.	Set/CTN
612462-10	1	43.7mm	1	20
612462-15	1.5	65.9mm	1	20
612462-20	2	88.1mm	1	20
612462-30	3	132.6mm	1	20
612462-40	4	177mm	1	20
612462-50	5	221.5mm	1	10
612462-60	6	265.9mm	1	10
612462-90	9	399.3mm	1	10

## Aluminum Blanking Panels for 482.6mm (19")



As an extension cover population as required. For uncsed cutouts including seal and fixing accessories for making up front outlooking and dust protection


**Material:** Aluminum

**Finished:** Anodized

Other version available as request.

CLM Part No.	U	Height	Pack No.	Set/CTN
612463-10	1	43.7mm	1	20
612463-15	1.5	65.9mm	1	20
612463-20	2	88.1mm	1	20
612463-30	3	132.6mm	1	20
612463-40	4	177mm	1	20
612463-50	5	221.5mm	1	10
612463-60	6	265.9mm	1	10
612463-90	9	399.9mm	1	10

## Aluminum Blanking Panels for 482.6mm (19")



As an extension cover population as required. For uncsed cutouts including seal and fixing accessories for making up front outlooking and dust protection


**Material:** Aluminum

**Finished:** Anodized

Other version available as request.

CLM Part No.	U	Height	Pack No.	Set/CTN
612001-10	1	43.7mm	1	40
612001-15	1.5	65.9mm	1	40
612001-20	2	88.1mm	1	40
612001-30	3	132.6mm	1	40
612001-40	4	177mm	1	40
612001-50	5	221.5mm	1	20
612001-60	6	265.9mm	1	20
612001-90	9	399.9mm	1	20

## Ventilative Aluminum Blanking Panels for 482.6mm (19")



For venting open-fronted Cabinet. for making up front outlooking and dust protection

**Material:** Aluminum

**Finished:** Anodized

Other version available as request.

CLM Part No.	U	Height	Pack No.	Set/CTN
612461-10	1	43.7mm	1	40
612461-15	1.5	65.9mm	1	40
612461-20	2	88.1mm	1	40
612461-30	3	132.6mm	1	40
612461-40	4	177mm	1	40
612461-50	5	221.5mm	1	20
612461-60	6	265.9mm	1	20
612461-90	9	399.3mm	1	20



# RAILS

## 2 Sections Telescopic Ball-bearing Rails



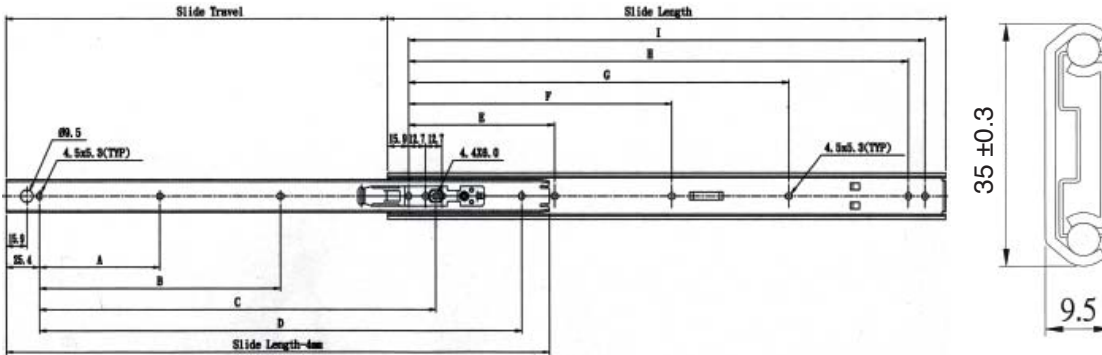
Profile of 2 sections Ball Bearing telescopic rail.

**Material:** Sheet steel

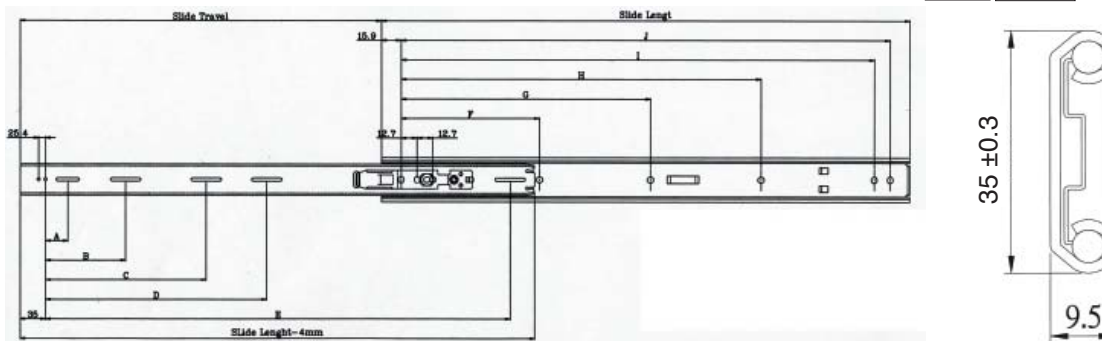
**Supply Includes:**  
1. a pair of rails.  
2. Assembly parts

**Finished:**  
Zinc-plated.  
passived

CLM Part No.	For Chassis & Cabinet (mm)	Pack No.	Set/CTN
882126-18	18"	2	20
882126-20	20"	2	20
882126-22	22"	2	20
882126-24	24"	2	20
882126-26	26"	2	20
882126-28	28"	2	20



CLM Part No.	SIZE	Slide Length mm	Slide Travel mm	A mm	B mm	C mm	D mm	E mm	F mm	G mm	H mm	I mm	Load Rating kg/per
882126-10	10"												
882126-12	12"	305	203	101.6	/	214.1	/	111.1	/	149.2	260.3	273.0	30
882126-14	14"	356	254	101.6	/	265.1	/	111.1	/	200.0	311.1	323.8	37
882126-16	16"	406	305	101.6	/	316.1	/	111.1	/	250.8	361.9	374.6	39
882126-18	18"	457	330	101.6	203.2	341.1	406.4	111.1	212.7	301.6	412.7	425.4	37
882126-20	20"	508	381	101.6	228.6	392.1	547.2	111.1	238.1	352.4	463.5	476.2	33
882126-22	22"	559	406	101.6	254.0	417.1	508.0	111.1	263.5	403.2	514.2	527.0	31
882126-24	24"	610	432	101.6	279.4	443.1	558.8	111.1	288.9	454.0	565.1	577.8	27
882126-26	26"	660	483	101.6	304.8	494.1	609.6	111.1	314.3	504.8	615.9	628.6	24
882126-28	28"	711	508	101.6	330.2	519.1	660.4	111.1	339.7	555.6	666.7	679.4	23



CLM Part No.	SIZE	Slide Length mm	Slide Travel mm	A mm	B mm	C mm	D mm	E mm	F mm	G mm	H mm	I mm	J mm	Load Rating kg/per
882126-1002	10"													
882126-1202	12"	350	203	65.6	139.1	/	/	282.9	111.1	/	149.2	260.3	273.0	30
882126-1402	14"	356	254	65.6	139.1	/	/	333.9	111.1	/	200.0	311.1	323.8	37
882126-1602	16"	406	305	65.6	130.1	210.1	/	384.9	111.1	/	250.8	361.9	374.6	39
882126-1802	18"	457	330	65.6	130.1	216.1	279.1	422.6	111.1	212.7	301.6	412.7	425.4	37
882126-2002	20"	508	381	65.6	130.1	256.0	324.1	472.6	111.1	238.1	352.4	463.5	476.2	33
882126-2202	22"	559	406	65.6	145.1	266.1	344.1	513.6	111.1	263.5	403.2	514.2	527.0	31
882126-2402	24"	610	432	65.6	145.1	256.1	344.1	564.6	111.1	288.9	454.0	565.1	577.8	27
882126-2602	26"	660	483	65.6	145.1	256.1	344.1	615.1	111.1	314.3	504.8	615.9	628.6	24
882126-2802	28"	711	508	65.6	145.1	256.1	339.1	674.1	111.1	339.7	555.6	666.7	679.4	23

# RAILS

## 2 Sections Telescopic Ball-bearing Rails



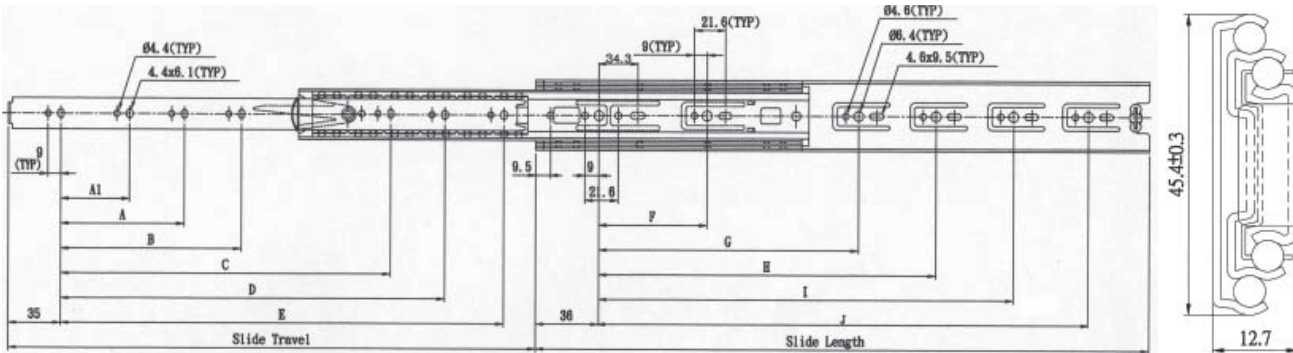
Profile of 3 sections Ball Bearing telescopic rail.

**Material:** Sheet steel

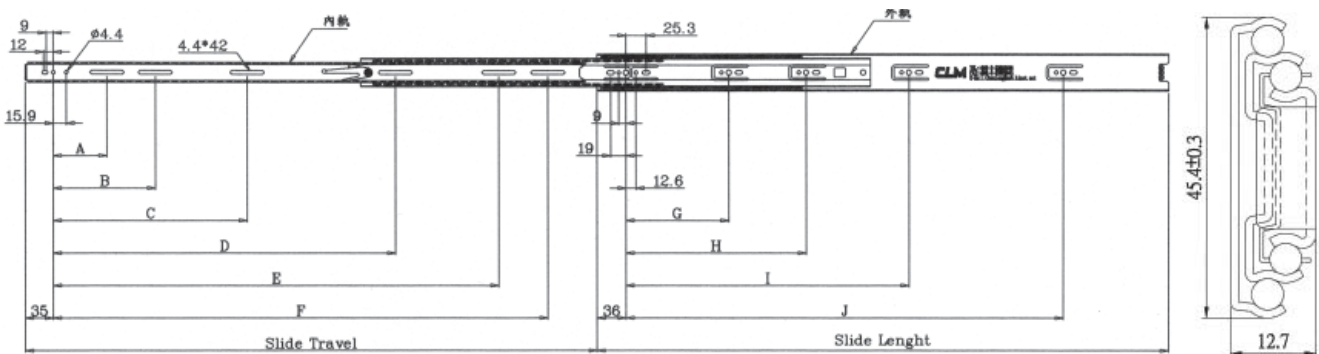
**Supply Includes:**  
1. a pair of rails.  
2. Assembly parts

**Finished:** Zinc-plated. passived

CLM Part No.	For Chassis & Cabinet	Pack No.	Set/CTN
882127-18	18"	2	12
882127-20	20"	2	12
882127-22	22"	2	12
882127-24	24"	2	12
882127-26	26"	2	12
882127-28	28"	2	12




CLM Part No.	SIZE	Slide Length mm	Slide Travel mm	A1 mm	A mm	B mm	C mm	D mm	E mm	F mm	G mm	H mm	I mm	J mm	Load Rating kg/per
882127-10	10"	250	254		/	/	/	/	192	128		/	/	/	70
882127-12	12"	300	305		/	/	/	/	242	128	224	/	/	/	105
882127-14	14"	350	356	128	/	/	/	/	292	128	224	/	/	/	110
882127-16	16"	400	406	128	/	320	/	/	342	128	224	/	320	/	105
882127-18	18"	450	457	128	/	320	/	/	392	128	224	/	352	/	100
882127-20	20"	500	508	128	192	352	/	/	442	128	224	/	416	/	95
882127-22	22"	550	559	128	224	/	416	/	492	128	224	352	448	/	90
882127-24	24"	600	610	128	224	/	416	544	542	128	224	352	480	/	85
882127-26	26"	650	660	128	224	/	416	544	592	128	224	352	544	/	80
882127-28	28"	700	711	128	224	288	416	544	642	128	224	352	544	/	70
882127-30	30"	750	755	128	224	320	/	544	692	128	224	352	544	/	
882127-32	32"	800	805	128	224	320	/	544	742	128	224	352	544	672	



CLM Part No.	SIZE	Slide Length mm	Slide Travel mm	A mm	B mm	C mm	D mm	E mm	F mm	G mm	H mm	I mm	J mm	Load Rating kg/per	
882127-1002	10"	250	254	30.0	/	/	/	/	184.0	128	/	/	/	70	
882127-1202	12"	300	305	30.0	87.0	/	/	/	232.0	128	224	/	/	105	
882127-1402	14"	350	356	30.0	110.5	/	/	/	274.5	128	224	/	/	110	
882127-1602	16"	400	406	30.0	136.0	/	/	/	328.0	128	224	/	320	105	
882127-1802	18"	450	457	66.6	145.6	/	/	/	314.6	373.25	128	224	/	352	100
882127-2002	20"	500	508	66.6	126.6	193.0	/	329.8	425.3	128	224	/	416	95	
882127-2202	22"	550	559	66.6	126.6	213.1	/	405.1	475.1	128	224	352	448	90	
882127-2402	24"	600	610	66.6	126.6	231.1	405.1	465.1	525.1	128	224	352	480	85	
882127-2602	26"	650	660	66.6	126.6	241.1	415.1	527.1	575.1	128	224	352	544	80	
882127-2802	28"	700	711	66.6	126.6	241.1	425.1	553.8	614.75	128	224	352	544	70	

# RAIL SECTIONS

## Rail Bracket for 2U, 3 Sections Server Rail for even U Components



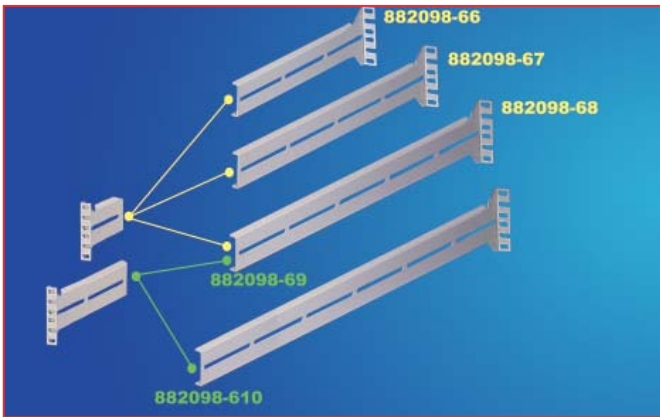
Brackets for telescopic rails combines 2 pair of brackets (front & rear) in each side for 6 different kinds of length of brackets that creates a flexible solution to fit you Indeed components.

CLM Part No.	Size mm	Pack No.	Set/CTN
612095-71	100.9	2	10
612095-72	198	2	10
612095-73	295.1	2	10
612095-74	392.2	2	10
612095-75	489.3	2	10
612095-76	589.3	2	10

**Material:** sheet steel

**Supply includes:**  
2 pairs of Brackets.  
& Assembly parts.

**Finished:** Powder coating in color RAL7035 or RAL9011



CLM Part No. (A+B)	Brackets length(A) mm	Brackets length(B) mm	Cabinet Depth mm	Pack No.	Set/CTN
882098-66	100.9	295.1	600	2	10
882098-67	100.9	392.2	700	2	10
882098-68	100.9	489.3	800	2	10
882098-69	198	489.3	900	2	10
882098-610	198	589.3	1000	2	10

## 3 Sections Telescopic Server Ball-Bearing Rail for Even "U" Components



These server rails can be mounting in all Cabinets with pairs of mounting angles through brackets for server rails & mounting onto the Cabinet Rack that provides a pair of Telescopic rail smooth reliable & convenience operation.

**Material:** sheet steel


**Supply Includes:**  
A pair of server rail with assembly part

**Finished:** Powder coating in color RAL7035 or RAL9011

CLM Part No.	Brackets of Telescopic Rail		Telescopic Rail		For Case Depth (inch)	For Case Depth (mm)	For Case height (U)	For CLM-21xx Cabinet Item No.	Pack No.	Set/CTN
	Part No.	Length	Part No.	Length						
882054-618	882098-66	369 to 496mm	882127-18	18"	18"	416 ~ 426	2,4,6,8,10,12	CLM-2166,CLM-2186	2	10
882054-718	882098-67	496 to 596mm	882127-18	18"	18"	416 ~ 426	2,4,6,8,10,12	CLM-2167,CLM-2187	2	10
882054-720	882098-67	496 to 596mm	882127-20	20"	20"	416 ~ 426	2,4,6,8,10,12	CLM-2167,CLM-2187	2	10
882054-722	882098-67	496 to 596mm	882127-22	22"	22"	416 ~ 426	2,4,6,8,10,12	CLM-2167,CLM-2187	2	10
882054-818	882098-68	596 to 696mm	882127-18	18"	18"	416 ~ 426	2,4,6,8,10,12	CLM-2168,CLM-2188	2	10
882054-820	882098-68	596 to 696mm	882127-20	20"	20"	416 ~ 426	2,4,6,8,10,12	CLM-2168,CLM-2188	2	10
882054-822	882098-68	596 to 696mm	882127-22	22"	22"	416 ~ 426	2,4,6,8,10,12	CLM-2168,CLM-2188	2	10
882054-824	882098-68	596 to 696mm	882127-24	24"	24"	416 ~ 426	2,4,6,8,10,12	CLM-2168,CLM-2188	2	10
882054-826	882098-68	596 to 696mm	882127-26	26"	26"	416 ~ 426	2,4,6,8,10,12	CLM-2168,CLM-2188	2	10
882054-918	882098-69	696 to 796mm	882127-18	18"	18"	416 ~ 426	2,4,6,8,10,12	CLM-2169,CLM-2189	2	10
882054-920	882098-69	696 to 796mm	882127-20	20"	20"	416 ~ 426	2,4,6,8,10,12	CLM-2169,CLM-2189	2	10
882054-922	882098-69	696 to 796mm	882127-22	22"	22"	416 ~ 426	2,4,6,8,10,12	CLM-2169,CLM-2189	2	10
882054-924	882098-69	696 to 796mm	882127-24	24"	24"	416 ~ 426	2,4,6,8,10,12	CLM-2169,CLM-2189	2	10
882054-926	882098-69	696 to 796mm	882127-26	26"	26"	416 ~ 426	2,4,6,8,10,12	CLM-2169,CLM-2189	2	10
882054-928	882098-69	696 to 796mm	882127-28	28"	28"	416 ~ 426	2,4,6,8,10,12	CLM-2169,CLM-2189	2	10

# RAIL SECTIONS

## Rail Bracket for 2U, 2 Sections Server Rail for Even U Components



Brackets for telescopic rails combines 2 brackets(front & rear)in each side for 6 different length of brackets that creates a flexible solution to fit you Indeed components.

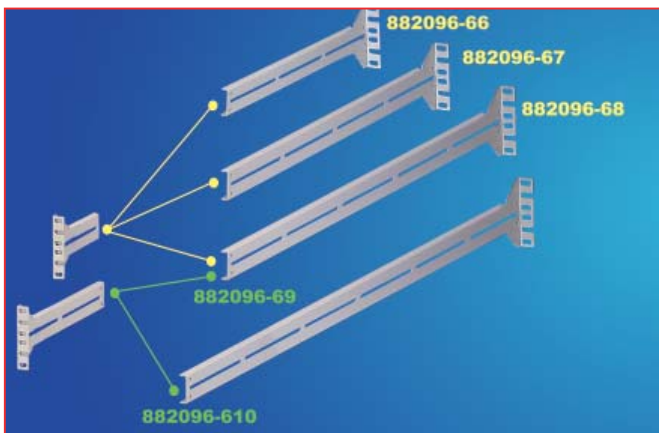
**Material:** sheet steel

**Supply includes:**

2 pairs of Brackets.  
& Assembly parts.

**Finished:** Powder coating in color RAL7035 or RAL9011

CLM Part No.	長度 mm	Set/CTN
612096-68	30	10
612096-81	100.9	10
612096-82	198	10
612096-83	295.1	10
612096-84	392.2	10
612096-85	489.3	10
612096-86	589.3	10



CLM Part No. (A+B)	Bracket length(A) mm	Bracket length(B) mm	Cabinet Depth mm	Set/CTN
882096-66	100.9	295.1	600	10
882096-67	100.9	392.2	700	10
882096-68	100.9	489.3	800	10
882096-69	198	489.3	900	10
882096-610	198	589.3	1000	10

## 2 Sections Server Rail for Even U



These server rails can be mounting in all Cabinet with pairs of mounting angles through brackets for server rails & mounting onto the Cabinet that provides a pair of Telescopic rail smooth reliable & convenience operation.

**Material:** sheet steel

**Supply Includes:**


1. A pair of server rail with
2. 2 pair of Brackets
3. assembly part

**Finished:** Powder coating in color RAL7035 or RAL9011

CLM Part No.	Brackets of Telescopic Rail		Telescopic Rail		For Case Depth (inch)	For Case Depth (mm)	For Case height (U)	For CLM-21xx Cabinet Item No.	Pack No.	Set/CTN
	Part No.	Length	Part No.	Length						
882052-618	882096-66	369 to 496mm	882126-18	18"	18"	418-431	2,4,6,8,10,12	CLM-2166,CLM-2186	2	10
882052-718	882096-67	496 to 596mm	882126-18	18"	18"	418-431	2,4,6,8,10,12	CLM-2167,CLM-2187	2	10
882052-720	882096-67	496 to 596mm	882126-20	20"	20"	418-431	2,4,6,8,10,12	CLM-2167,CLM-2187	2	10
882052-722	882096-67	496 to 596mm	882126-22	22"	22"	418-431	2,4,6,8,10,12	CLM-2167,CLM-2187	2	10
882052-818	882096-68	596 to 696mm	882126-18	18"	18"	418-431	2,4,6,8,10,12	CLM-2168,CLM-2188	2	10
882052-820	882096-68	596 to 696mm	882126-20	20"	20"	418-431	2,4,6,8,10,12	CLM-2168,CLM-2188	2	10
882052-822	882096-68	596 to 696mm	882126-22	22"	22"	418-431	2,4,6,8,10,12	CLM-2168,CLM-2188	2	10
882052-824	882096-68	596 to 696mm	882126-24	24"	24"	418-431	2,4,6,8,10,12	CLM-2168,CLM-2188	2	10
882052-826	882096-68	596 to 696mm	882126-26	26"	26"	418-431	2,4,6,8,10,12	CLM-2168,CLM-2188	2	10
882052-918	882096-69	696 to 796mm	882126-18	18"	18"	418-431	2,4,6,8,10,12	CLM-2169,CLM-2189	2	10
882052-920	882096-69	696 to 796mm	882126-20	20"	20"	418-431	2,4,6,8,10,12	CLM-2169,CLM-2189	2	10
882052-922	882096-69	696 to 796mm	882126-22	22"	22"	418-431	2,4,6,8,10,12	CLM-2169,CLM-2189	2	10
882052-924	882096-69	696 to 796mm	882126-24	24"	24"	418-431	2,4,6,8,10,12	CLM-2169,CLM-2189	2	10
882052-926	882096-69	696 to 796mm	882126-26	26"	26"	418-431	2,4,6,8,10,12	CLM-2169,CLM-2189	2	10
882052-928	882096-69	696 to 796mm	882126-28	28"	28"	418-431	2,4,6,8,10,12	CLM-2169,CLM-2189	2	10

# RAIL SECTIONS

## Rail Bracket for 1U, 2 Sections Server Rail for Odd U Components



Brackets for telescopic rails combines 2 pair of brackets(front & rear)in each side for 6 different kinds of length of brackets that creates a flexible solution to fit you Indeed components.


**Material:** sheet steel

**Supply Includes:**

2 pairs of Brackets.  
& Assembly parts.

**Finished:** Powder coating in color RAL7035 or RAL9011

CLM Part No.	length mm	Set/CTN
612097-68	30	10
612097-71	100.9	10
612097-72	198	10
612097-73	295.1	10
612097-74	392.2	10
612097-75	489.3	10
612097-76	589.3	10



CLM Part No.(A+B)	Brackets length(A) mm	Brackets length(B) mm	Cabinet Depth mm	Set/CTN
882095-66	100.9	295.1	600	10
882095-67	100.9	392.2	700	10
882095-68	100.9	489.3	800	10
882095-69	198	489.3	900	10
882095-610	198	589.3	1000	10

## 2 Sections Telescopic Server Ball-Bearing Rail for Odd "U" Component



These server rails can be mounting in all Cabinets with pairs of mounting angles through brackets for server rails & mounting onto the Cabinet Rack that provides a pair of Telescopic rail smooth reliable & convenience operation.

**Material:** sheet steel

**Supply Includes:**

1. A pair of server rail with
2. 2 pair of Brackets
3. assembly part

**Finished:** Powder coating in color RAL7035 or RAL9011

CLM Part No.	Brackets of Telescopic Rail		Telescopic Rail		For Case Depth (inch)	For Case Depth (mm)	For Case height (U)	For CLM-21xx Cabinet Item No.	Pack No.	Set/CTN
	Part No.	Length	Part No.	Length						
882051-618	882095-66	369 to 496mm	882126-18	18"	18"	422 to 430	1,3,5,7,9,11	CLM-2166,CLM-2186	2	10
882051-718	882095-67	496 to 596mm	882126-18	18"	18"	422 to 430	1,3,5,7,9,11	CLM-2167,CLM-2187	2	10
882051-720	882095-67	496 to 596mm	882126-20	20"	20"	422 to 430	1,3,5,7,9,11	CLM-2167,CLM-2187	2	10
882051-722	882095-67	496 to 596mm	882126-22	22"	22"	422 to 430	1,3,5,7,9,11	CLM-2167,CLM-2187	2	10
882051-818	882095-68	596 to 696mm	882126-18	18"	18"	422 to 430	1,3,5,7,9,11	CLM-2168,CLM-2188	2	10
882051-820	882095-68	596 to 696mm	882126-20	20"	20"	422 to 430	1,3,5,7,9,11	CLM-2168,CLM-2188	2	10
882051-822	882095-68	596 to 696mm	882126-22	22"	22"	422 to 430	1,3,5,7,9,11	CLM-2168,CLM-2188	2	10
882051-824	882095-68	596 to 696mm	882126-24	24"	24"	422 to 430	1,3,5,7,9,11	CLM-2168,CLM-2188	2	10
882051-826	882095-68	596 to 696mm	882126-26	26"	26"	422 to 430	1,3,5,7,9,11	CLM-2168,CLM-2188	2	10
882051-918	882095-69	696 to 796mm	882126-18	18"	18"	422 to 430	1,3,5,7,9,11	CLM-2169,CLM-2189	2	10
882051-920	882095-69	696 to 796mm	882126-20	20"	20"	422 to 430	1,3,5,7,9,11	CLM-2169,CLM-2189	2	10
882051-922	882095-69	696 to 796mm	882126-22	22"	22"	422 to 430	1,3,5,7,9,11	CLM-2169,CLM-2189	2	10
882051-924	882095-69	696 to 796mm	882126-24	24"	24"	422 to 430	1,3,5,7,9,11	CLM-2169,CLM-2189	2	10
882051-926	882095-69	696 to 796mm	882126-26	26"	26"	422 to 430	1,3,5,7,9,11	CLM-2169,CLM-2189	2	10
882051-928	882095-69	696 to 796mm	882126-28	28"	28"	422 to 430	1,3,5,7,9,11	CLM-2169,CLM-2189	2	10

# RAIL SECTIONS

## Rail Bracket for 3U, 3 Sections Server Rail for Odd U Components



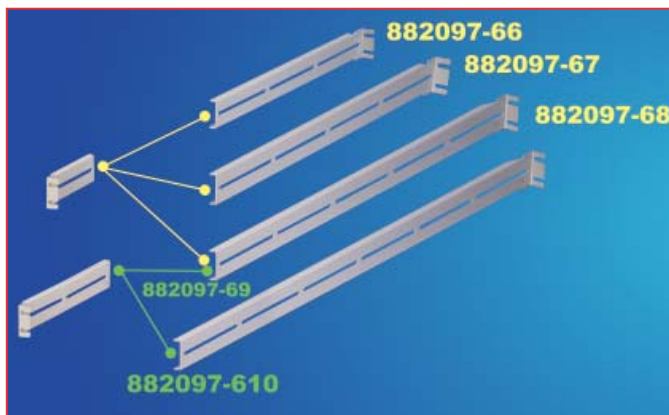
Housings for telescopic rails combines 2 brackets (front & rear) in each side for 6 different length of brackets that creates a flexible solution to fit you Indeed components.

CLM Part No.	length mm	Set/CTN
612098-81	100.9	10
612098-82	198	10
612098-83	295.1	10
612098-84	392.2	10
612098-85	489.3	10
612098-86	589.3	10

**Material:** sheet steel


**Supply includes:**  
2 pairs of Brackets.  
& Assembly parts.

**Finished:** Powder coating in color RAL7035 or RAL9011



CLM Part No. (A+B)	Brackets length(A) mm	Brackets length(B) mm	Cabinet Depth mm	Set/CTN
882097-66	100.9	295.1	600	10
882097-67	100.9	392.2	700	10
882097-68	100.9	489.3	800	10
882097-69	198	489.3	900	10
882097-610	198	589.3	1000	10

## 3 Sections Telescopic Server Ball-Bearing Rail for Odd "U" Components



These server rails can be mounting in all Cabinets with pairs of mounting angles through brackets for server rails & mounting onto the Cabinet Rack that provides a pair of Telescopic rail smooth reliable & convenience operation.

**Material:** Sheet Steel

**Supply Includes:**

A pair of server rail & 2 pair of Brackets with assembly part

**Finished:** Powder coating in color RAL7035 or RAL9011

CLM Part No.	Brackets of Telescopic Rail		Telescopic Rail		For Case Depth (inch)	For Case Depth (mm)	For Case height (U)	For CLM-21xx Cabinet Item No.	Pack No.	Set/CTN
	Part No.	Length	Part No.	Length						
882053-618	882097-66	369 to 496mm	882127-18	18"	18"	416-426	3,5,7,9,11,13	CLM-2166,CLM-2186	2	10
882053-718	882097-67	496 to 596mm	882127-18	18"	18"	416-426	3,5,7,9,11,13	CLM-2167,CLM-2187	2	10
882053-720	882097-67	496 to 596mm	882127-20	20"	20"	416-426	3,5,7,9,11,13	CLM-2167,CLM-2187	2	10
882053-722	882097-67	496 to 596mm	882127-22	22"	22"	416-426	3,5,7,9,11,13	CLM-2167,CLM-2187	2	10
882053-818	882097-68	596 to 696mm	882127-18	18"	18"	416-426	3,5,7,9,11,13	CLM-2168,CLM-2188	2	10
882053-820	882097-68	596 to 696mm	882127-20	20"	20"	416-426	3,5,7,9,11,13	CLM-2168,CLM-2188	2	10
882053-822	882097-68	596 to 696mm	882127-22	22"	22"	416-426	3,5,7,9,11,13	CLM-2168,CLM-2188	2	10
882053-824	882097-68	596 to 696mm	882127-24	24"	24"	416-426	3,5,7,9,11,13	CLM-2168,CLM-2188	2	10
882053-826	882097-68	596 to 696mm	882127-26	26"	26"	416-426	3,5,7,9,11,13	CLM-2168,CLM-2188	2	10
882053-918	882097-69	696 to 796mm	882127-18	18"	18"	416-426	3,5,7,9,11,13	CLM-2169,CLM-2189	2	10
882053-920	882097-69	696 to 796mm	882127-20	20"	20"	416-426	3,5,7,9,11,13	CLM-2169,CLM-2189	2	10
882053-922	882097-69	696 to 796mm	882127-22	22"	22"	416-426	3,5,7,9,11,13	CLM-2169,CLM-2189	2	10
882053-924	882097-69	696 to 796mm	882127-24	24"	24"	416-426	3,5,7,9,11,13	CLM-2169,CLM-2189	2	10
882053-926	882097-69	696 to 796mm	882127-26	26"	26"	416-426	3,5,7,9,11,13	CLM-2169,CLM-2189	2	10
882053-928	882097-69	696 to 796mm	882127-28	28"	28"	416-426	3,5,7,9,11,13	CLM-2169,CLM-2189	2	10

# RAIL SECTIONS

## Multi-Function Server Rails , for all "U"



For Slide-rails combines 2 pair of brackets(front & rear)in each side for 5 different length of brackets that creates a flexible solution to fit you Indeed components.

**Material:** sheet steel  
**Supply includes:**  
 1 pair of rail 2 pairs of Brackets.  
 Assembly parts Included.  
**Finished:** Zinc-Plated .

CLM Part No.	For Cabinet mm	Pack No.	Set/CTN
882153-618	600	2	10
882153-720	700	2	10
882153-822	800	2	10
882153-824	800	2	10
882153-926	900	2	10

CLM Part No.	Length	CLM Part No.	Length	Set/CTN
612185-18	18"	882186-18	18"	10
612185-20	20"	882186-20	20"	10
612185-22	22"	882186-22	22"	10
612185-24	24"	882186-24	24"	10
612185-26	26"	882186-26	26"	10

Patent Pended : Taiwan 0536120, China 03240585.5 , USA, Germany,

## Multi-function Rail Inner Sliders



The Sliders are Combines and attached to CLM-88215x-xxx Series Mult-Function Rail.

**Material:** Sheet Steel  
**Finished:** Zinc-Plated

CLM Part No.	For Case Depth	Pack No.	Set/CTN
612184-18	18"	2	10
612184-20	20"	2	10
612184-22	22"	2	10
612184-24	24"	2	10
612184-26	26"	2	10

Patent Pended : Taiwan 0536120, China 03240585.5 , USA, Germany,

## Multi-function Fixed Server Rails for all "U" Components



These server rails can be mounting in all Chassis with pairs of mounting angles through brackets for mounting onto the Cabinets that provides a pair of Telescopic rail reliable & convenience operation.

**Material:** Sheet Steel

**Supply Includes:** a pair of Telescopic Ball-Bearing server rail and two pairs of Brackets & assembly parts

**Finished:** Zinc-Plated

Patent Pended : Taiwan 0536120, China 03240585.5 , USA, Germany,

CLM Part No.	Brackets of Telescopic Rail		Telescopic Rail		For Case Depth (inch)	For Case Depth (mm)	For Case height (U)	For CLM-21xx Cabinet Item No.	Pack No.	Set/CTN
	Part No.	Length	Part No.	Length						
882130-618	882153-618	369 to 496mm	612184-18	18"	18"	420~ 431	1,2,3,4,5,6,7	CLM-2166,CLM-2186	2	10
882130-718	882153-822	496 to 596mm	612184-18	18"	18"	420~ 431	1,2,3,4,5,6,7	CLM-2167,CLM-2187	2	10
882130-720	882153-822	496 to 596mm	612184-20	20"	20"	420~ 431	1,2,3,4,5,6,7	CLM-2167,CLM-2187	2	10
882130-818	882153-824	596 to 696mm	612184-18	18"	18"	420~ 431	1,2,3,4,5,6,7	CLM-2168,CLM-2188	2	10
882130-820	882153-824	596 to 696mm	612184-20	20"	20"	420~ 431	1,2,3,4,5,6,7	CLM-2168,CLM-2188	2	10
882130-822	882153-824	596 to 696mm	612184-22	22"	22"	420~ 431	1,2,3,4,5,6,7	CLM-2168,CLM-2188	2	10
882130-824	882153-824	596 to 696mm	612184-24	24"	24"	420~ 431	1,2,3,4,5,6,7	CLM-2168,CLM-2188	2	10
882130-918	882153-926	696 to 796mm	612184-18	18"	18"	420~ 431	1,2,3,4,5,6,7	CLM-2169,CLM-2189	2	10
882130-920	882153-926	696 to 796mm	612184-20	20"	20"	420~ 431	1,2,3,4,5,6,7	CLM-2169,CLM-2189	2	10
882130-922	882153-926	696 to 796mm	612184-22	22"	22"	420~ 431	1,2,3,4,5,6,7	CLM-2169,CLM-2189	2	10
882130-924	882153-926	696 to 796mm	612184-24	24"	24"	420~ 431	1,2,3,4,5,6,7	CLM-2169,CLM-2189	2	10
882130-926	882153-926	696 to 796mm	882127-26	26"	26"	420~ 431	1,2,3,4,5,6,7	CLM-2169,CLM-2189	2	10

# RAIL SECTIONS

## Multi-function Rail Brackets



Bracket for telescopic rails combines 2 brackets(front & rear)in each side for 5 different length of brackets that creates a flexible solution to fit you Indeed components.

**Material:** sheet steel

**Supply includes:**


2 pairs of Brackets & Assembly parts .

**Finished:** Zinc-Plated

Patent Pended : Taiwan 0536120, China 03240585.5 , USA, Germany,

CLM Part No.	For Cabinet mm	Pack No.	Set/CTN
882150-618	600	2	10
882150-720	700	2	10
882150-822	800	2	10
882150-824	800	2	10
882150-926	900	2	10

## Multi-function 2 Sections Telescopic Ball-bearing Server Rail for all "U" Component



These server rails can be mounting in all Chassis with pairs of mounting angles through brackets for mounting onto the Cabinet that provides a pair of Telescopic rail smooth reliable & convenience operation .

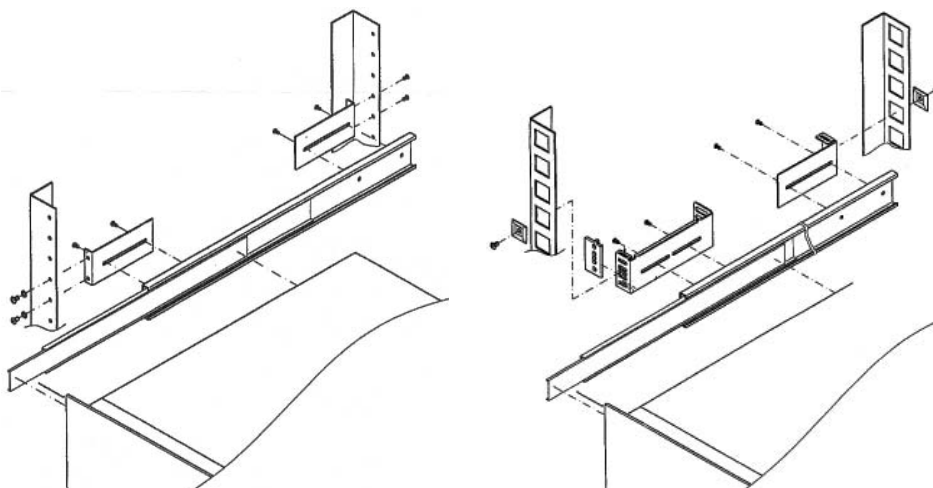
**Material:** sheet steel

**Supply includes:** 1. a pair of 1 slide Rail  
2. 2 pair of Brackets  
3. Assembly part

**Finished:** Zinc-Plated

Patent Pended : Taiwan 0536120, China 03240585.5 ,USA,Germany,


CLM Part No.	Brackets of Telescopic Rail		Telescopic Rail		For Case Depth (inch)	For Case Depth (mm)	For Case height (U)	For CLM-21xx Cabinet Item No.	Pack No.	Set/CTN
	Part No.	Length	Part No.	Length						
882151-618	882150-618	369 to 496mm	882126-18	18"	18"	422 to 430	1,2,3,4,5,6,7	CLM-2166,CLM-2186	2	10
882151-718	882150-822	496 to 596mm	882126-18	18"	18"	422 to 430	1,2,3,4,5,6,7	CLM-2167,CLM-2187	2	10
882151-720	882150-822	496 to 596mm	882126-20	20"	20"	422 to 430	1,2,3,4,5,6,7	CLM-2167,CLM-2187	2	10
882151-722	882150-822	496 to 596mm	882126-22	22"	22"	422 to 430	1,2,3,4,5,6,7	CLM-2167,CLM-2187	2	10
882151-818	882150-824	596 to 696mm	882126-18	18"	18"	422 to 430	1,2,3,4,5,6,7	CLM-2168,CLM-2188	2	10
882151-820	882150-824	596 to 696mm	882126-20	20"	20"	422 to 430	1,2,3,4,5,6,7	CLM-2168,CLM-2188	2	10
882151-822	882150-824	596 to 696mm	882126-22	22"	22"	422 to 430	1,2,3,4,5,6,7	CLM-2168,CLM-2188	2	10
882151-824	882150-824	596 to 696mm	882126-24	24"	24"	422 to 430	1,2,3,4,5,6,7	CLM-2168,CLM-2188	2	10
882151-826	882150-824	596 to 696mm	882126-26	26"	26"	422 to 430	1,2,3,4,5,6,7	CLM-2168,CLM-2188	2	10
882151-918	882150-926	696 to 796mm	882126-18	18"	18"	422 to 430	1,2,3,4,5,6,7	CLM-2169,CLM-2189	2	10
882151-920	882150-926	696 to 796mm	882126-20	20"	20"	422 to 430	1,2,3,4,5,6,7	CLM-2169,CLM-2189	2	10
882151-922	882150-926	696 to 796mm	882126-22	22"	22"	422 to 430	1,2,3,4,5,6,7	CLM-2169,CLM-2189	2	10
882151-924	882150-926	696 to 796mm	882126-24	24"	24"	422 to 430	1,2,3,4,5,6,7	CLM-2169,CLM-2189	2	10
882151-926	882150-926	696 to 796mm	882126-26	26"	26"	422 to 430	1,2,3,4,5,6,7	CLM-2169,CLM-2189	2	10





# RAIL SECTIONS

## Multi-function 3 Section Telescopic Ball-bearing Server Rail for all "U" Component



These server rails can be mounting in all Cabinet with pairs of mounting angles through brackets for server rails & mounting onto the Cabinet that provides a pair of Telescopic rail smooth reliable & convenience operation .


**Material:** Sheet Steel

- Supply Includes:**
1. a pair of 1 slide Rail
  2. pair of Bracket
  3. Assembly parts


**Finished:** Zinc-Plated

Patent Pended : Taiwan 0536120, China 03240585.5 , USA, Germany,

CLM Part No.	Brackets of Telescopic Rail		Telescopic Rail		For Case Depth	For Case Depth	For Case height	For CLM-216x	Pack No.	Set/CTN
	Part No.	Length	Part No.	Length	(inch)	(mm)	(U)	Cabinet Item No.		
882152-618	882150-618	369 to 496mm	882127-18	18"	18"	426~ 416	1,2,3,4,5,6,7	CLM-2166,CLM-2186	2	10
882152-718	882150-720	496 to 596mm	882127-18	18"	18"	426~ 416	1,2,3,4,5,6,7	CLM-2167,CLM-2187	2	10
882152-720	882150-720	496 to 596mm	882127-20	20"	20"	426~ 416	1,2,3,4,5,6,7	CLM-2167,CLM-2187	2	10
882152-722	882150-720	496 to 596mm	882127-22	22"	22"	426~ 416	1,2,3,4,5,6,7	CLM-2167,CLM-2187	2	10
882152-818	882150-824	596 to 696mm	882127-18	18"	18"	426~ 416	1,2,3,4,5,6,7	CLM-2168,CLM-2188	2	10
882152-820	882150-824	596 to 696mm	882127-20	20"	20"	426~ 416	1,2,3,4,5,6,7	CLM-2168,CLM-2188	2	10
882152-822	882150-824	596 to 696mm	882127-22	22"	22"	426~ 416	1,2,3,4,5,6,7	CLM-2168,CLM-2188	2	10
882152-824	882150-824	596 to 696mm	882127-24	24"	24"	426~ 416	1,2,3,4,5,6,7	CLM-2168,CLM-2188	2	10
882152-826	882150-824	596 to 696mm	882127-26	26"	26"	426~ 416	1,2,3,4,5,6,7	CLM-2168,CLM-2188	2	10
882152-918	882150-926	696 to 796mm	882127-18	18"	18"	426~ 416	1,2,3,4,5,6,7	CLM-2169,CLM-2189	2	10
882152-920	882150-926	696 to 796mm	882127-20	20"	20"	426~ 416	1,2,3,4,5,6,7	CLM-2169,CLM-2189	2	10
882152-922	882150-926	696 to 796mm	882127-22	22"	22"	426~ 416	1,2,3,4,5,6,7	CLM-2169,CLM-2189	2	10
882152-924	882150-926	696 to 796mm	882127-24	24"	24"	426~ 416	1,2,3,4,5,6,7	CLM-2169,CLM-2189	2	10
882152-926	882150-926	696 to 796mm	882127-26	26"	26"	426~ 416	1,2,3,4,5,6,7	CLM-2169,CLM-2189	2	10



- CLM-662011-10
- IPC CASE
- CLM-661024-10
- CLM-612173
- CLM-612079-XX
- CLM-882130/51/52




# RAIL SECTIONS

## Breaking




## Steady



## Closely



## Position



## 2 Sections Telescopic Server Ball-bearing Rail for Odd "U" Components



These server rails can be mounting in all Chassis with pairs of mounting angles through brackets for mounting onto the Cabinet that provides a pair of Telescopic rail smooth reliable & convenience operation .

**Material:** sheet steel

**Supply includes:** 1. a pair of 1 slide Rail  
2. 2 pair of Brackets  
3. Assembly part

**Finished:** Zinc-Plated

## Fixity




882222-1U

CLM Part No.	Brackets of Telescopic Rail		Telescopic Rail		For Case Depth	For Case Depth	For Case Height	Packing No.	Set/CTN
	Part No.	Length	Part No.	Length	(inch)	(mm)	(U)		
882375-618	882223-60U1	396 to 496mm	882126-18	18"	18"	422 to 430	1, 3, 5, 7, 9, 11	2	10
882375-718	882223-70U1	496 to 596mm	882126-18	18"	18"	422 to 430	1, 3, 5, 7, 9, 11	2	10
882375-720	882223-70U1	496 to 596mm	882126-20	20"	20"	422 to 430	1, 3, 5, 7, 9, 11	2	10
882375-722	882223-70U1	496 to 596mm	882126-22	22"	22"	422 to 430	1, 3, 5, 7, 9, 11	2	10
882375-818	882223-80U1	596 to 696mm	882126-18	18"	18"	422 to 430	1, 3, 5, 7, 9, 11	2	10
882375-820	882223-80U1	596 to 696mm	882126-20	20"	20"	422 to 430	1, 3, 5, 7, 9, 11	2	10
882375-822	882223-80U1	596 to 696mm	882126-22	22"	22"	422 to 430	1, 3, 5, 7, 9, 11	2	10
882375-824	882223-80U1	596 to 696mm	882126-24	24"	24"	422 to 430	1, 3, 5, 7, 9, 11	2	10
882375-826	882223-80U1	596 to 696mm	882126-26	26"	26"	422 to 430	1, 3, 5, 7, 9, 11	2	10
882375-918	882223-90U1	696 to 796mm	882126-18	18"	18"	422 to 430	1, 3, 5, 7, 9, 11	2	10
882375-920	882223-90U1	696 to 796mm	882126-20	20"	20"	422 to 430	1, 3, 5, 7, 9, 11	2	10
882375-922	882223-90U1	696 to 796mm	882126-22	22"	22"	422 to 430	1, 3, 5, 7, 9, 11	2	10
882375-924	882223-90U1	696 to 796mm	882126-24	24"	24"	422 to 430	1, 3, 5, 7, 9, 11	2	10
882375-926	882223-90U1	696 to 796mm	882126-26	26"	26"	422 to 430	1, 3, 5, 7, 9, 11	2	10
882375-928	882223-90U1	696 to 796mm	882126-28	28"	28"	422 to 430	1, 3, 5, 7, 9, 11	2	10

# RAIL SECTIONS

## Rail Brackets for Odd "U" Components



These server rails can be mounting in all Cabinet with pairs of mounting angles through brackets for server rails & mounting onto the Cabinet that provides a pair of Telescopic rail smooth reliable & convenience operation .


**Material:** Sheet Steel

**Supply Includes:**

1. a pair of 1 slide Rail
2. pair of Bracket
3. Assembly parts

**Finished:** Zinc-Plated

CLM Part No.	Length (mm)	Set/CTN
612290-10	100	10
612290-20	200	10
612290-30	300	10
612290-40	400	10
612290-50	500	10




CLM Part No. (A+B)	Cabinet Depth mm	Brackets length(A) mm	Brackets length(B) mm	Accessory	Set/CTN
882223-40U1	400	100	100	612292-00 x 4	10
882223-50U1	500	100	200	612292-00 x 4	10
882223-60U1	600	200	200	612292-00 x 4	10
882223-70U1	700	200	300	612292-00 x 4	10
882223-80U1	800	200	400	612292-00 x 4	10
882223-90U1	900	300	400	612292-00 x 4	10
882223-100U1	1000	400	400	612292-00 x 4	10
882223-110U1	1100	400	500	612292-00 x 4	10
882223-120U1	1200	500	500	612292-00 x 4	10


**STEP 1**



**STEP 2**



**STEP 3**



**STEP 4**



**STEP 5**



**STEP 6**



# RAIL SECTIONS

Breaking




Steady




Closely



Position



## 3 Sections Telescopic Server Ball-bearing Rail for Even "U" Components



These server rails can be mounting in all Chassis with pairs of mounting angles through brackets for mounting onto the Cabinet that provides a pair of Telescopic rail smooth reliable & convenience operation .

**Material:** sheet steel

**Supply includes:** 1. a pair of 1 slide Rail  
2. 2 pair of Brackets  
3. Assembly part

**Finished:** Zinc-Plated

Fixity




882222-2U

CLM Part No.	Brackets of Telescopic Rail		Telescopic Rail		For Case Depth	For Case Depth	For Case Height	Packing No.	Set/CTN
	Part No.	Length	Part No.	Length	(inch)	(mm)	(U)		
882376-618	882224-60U1	396 to 496mm	882127-18	18"	18"	422 to 430	2, 4, 6, 8, 10, 12	2	10
882376-718	882224-70U1	496 to 596mm	882127-18	18"	18"	422 to 430	2, 4, 6, 8, 10, 12	2	10
882376-720	882224-70U1	496 to 596mm	882127-20	20"	20"	422 to 430	2, 4, 6, 8, 10, 12	2	10
882376-722	882224-70U1	496 to 596mm	882127-22	22"	22"	422 to 430	2, 4, 6, 8, 10, 12	2	10
882376-818	882224-80U1	596 to 696mm	882127-18	18"	18"	422 to 430	2, 4, 6, 8, 10, 12	2	10
882376-820	882224-80U1	596 to 696mm	882127-20	20"	20"	422 to 430	2, 4, 6, 8, 10, 12	2	10
882376-822	882224-80U1	596 to 696mm	882127-22	22"	22"	422 to 430	2, 4, 6, 8, 10, 12	2	10
882376-824	882224-80U1	596 to 696mm	882127-24	24"	24"	422 to 430	2, 4, 6, 8, 10, 12	2	10
882376-826	882224-80U1	596 to 696mm	882127-26	26"	26"	422 to 430	2, 4, 6, 8, 10, 12	2	10
882376-918	882224-90U1	696 to 796mm	882127-18	18"	18"	422 to 430	2, 4, 6, 8, 10, 12	2	10
882376-920	882224-90U1	696 to 796mm	882127-20	20"	20"	422 to 430	2, 4, 6, 8, 10, 12	2	10
882376-922	882224-90U1	696 to 796mm	882127-22	22"	22"	422 to 430	2, 4, 6, 8, 10, 12	2	10
882376-924	882224-90U1	696 to 796mm	882127-24	24"	24"	422 to 430	2, 4, 6, 8, 10, 12	2	10
882376-926	882224-90U1	696 to 796mm	882127-26	26"	26"	422 to 430	2, 4, 6, 8, 10, 12	2	10
882376-928	882224-90U1	696 to 796mm	882127-28	28"	28"	422 to 430	2, 4, 6, 8, 10, 12	2	10

# RAIL SECTIONS

## Rail Brackets for Even "U" Components




Brackets for telescopic rails combines 2 brackets(front & rear)in each side for 5 different length of brackets that creates a flexible solution to fit you Indeed components.

**Material:** sheet steel

**Supply includes:**  
2 pairs of Brackets.  
& Assembly parts.

**Finished:** Zinc

CLM Part No.	Length (mm)	Set/CTN
612291-10	100	10
612291-20	200	10
612291-30	300	10
612291-40	400	10
612291-50	500	10




CLM Part No. (A+B)	Cabinet Depth mm	Brackets length(A) mm	Brackets length(B) mm	Accessory	Set/CTN
882224-40U1	400	100	100	612293-00 x 4	10
882224-50U1	500	100	200	612293-00 x 4	10
882224-60U1	600	200	200	612293-00 x 4	10
882224-70U1	700	200	300	612293-00 x 4	10
882224-80U1	800	200	400	612293-00 x 4	10
882224-90U1	900	300	400	612293-00 x 4	10
882224-100U1	1000	400	400	612293-00 x 4	10
882224-110U1	1100	400	500	612293-00 x 4	10
882224-120U1	1200	500	500	612293-00 x 4	10


**STEP 1**



**STEP 2**



**STEP 3**




**STEP 4**



**STEP 5**



**STEP 6**



# CABLE MANAGERMENTS



## Cable Shunting Rings



CLM Part No.	Dimension	Pack No.
	H X W X D mm	
612199-26	60 X 24 X 11.3	20
612199-45	50 X 40 X 11.3	20
612199-46	60 X 40 X 11.3	20
612199-48	80 X 40 X 11.3	20
612199-68	80 X 60 X 11.3	20

other version available as request

**Material:** Sheet Steel

**Supply Includes:** Assembly parts

**Finished :** Zinc-Plated

This cable shunting ring has a sort of kind size for a flexible cable shunting strips. may be routed on the mounting angles at any side of using cable tie in line with a system equipment. According to the cable size and volume to do a selection in shunting ring. There are some of items for routing different cable

## Cable Shunting Strip , 1U



Bracket Strips

A multi-punched pitch pattern holes brackets for setting a lot of cable shunting rings to do a good cabling management control against mixing situation For mounting on 1 or 2 pair of (19") mounting angles.


**Material:** Sheet Steel

**Finished:** powder coating in color  
RAL 7035 or RAL 9011

CLM Part No.	Size Inch/mm	Pack No.	PCS/ CTN
612122-619	19"/600	1	10
612122-21	21"	1	10
612122-723	23"/700	1	10
612122-24	24"	1	10
612122-80	800 mm	1	10
612122-90	900 mm	1	10
612122-100	1000 mm	1	10

Technical 1: Ass'y cable Management Strip

**Part No:** 882199-xx



other version available as request

Technical 2: Ass'y power socket strip

**Part No:** 882061-xxx



# CABLE MANAGERMENTS

## Cable Entry Management Panel with Brush Strips 1U



A bracket punched cutout can click-in two brush strips as cable entry to mount on a pair of mounting angles for dust protection and make-up front outlooking as a perfect system equipment.

A tooth-hooks line for interior cable clamp straps to against mixing cable for reaching management control.

**Material:** Sheet Steel

**Finished:** powder coating in color

RAL 7035 or RAL 9011

**Supply Includes:**

1. 1 CLM-612157-xx cutout plate with tooth hook line
2. 2 CLM-882065-xx Brush strips(Included 2 CLM-512004 plate 2 CLM-512005 brushes)
3. 3 CLM-612158-00 hook Brackets
4. Assembly parts.

CLM Part No.	Dimension	Pack No.	Set/CTN
882066-19	1U X 19"	1	10
882066-21	1U X 21"	1	10
882066-23	1U X 23"	1	10
882066-24	1U X 24"	1	10

## Cable Entry Panel with Brush Strip 1U



a bracket punched cutout can click-in two brush strips as cable entry to mount on a pair of mounting angles for dust protection and make-up front outlooking as a perfect system equipment.

**Material:** Sheet Steel

**Supply Includes:** 1. a cutout bracket  
2. two brush strips & assembly parts.

**Finished:** powder coating in color

RAL 7035 or RAL 9011

CLM Part No.	Dimension	Pack No.	Set/CTN
882162-19	1U X 19"	1	10
882162-21	1U X 21"	1	10
882162-23	1U X 23"	1	10
882162-24	1U X 24"	1	10

## Cable Management Strips



The cable routing chamber has cutouts from above, into which the patch cables can be inserted. The cable management panel is equipped with a flap and quick-access to the cables from the rear.

**Material:** Sheet steel

**Supply Includes:** 1. cutout panel  
2. Assembly parts.


**Finished:** powder coating in color

RAL 7035 or RAL 9011

CLM Part No.	U	Width INCH	Pack No.
882142-11	11	19"	1



## Cable Clamp Rails



The cable may be routed at any side of the network Cabinet , or open racks Wallmount Rack using cable ties line For system requirements.

**Material:** Sheet Steel

**Supply Includes:** 1. 2 rails  
2. Assembly parts.

**Finished:** 1. powder coating in color

RAL 7035 or RAL 9011


2. zinc plated as request

CLM Part No.	Size Inch/mm	Pack No.	Set/CTN
612030-619	19"	1	10
612030-21	21"	1	10
612030-723	23"	1	10
612030-24	24"	1	10
612030-80	800 mm	1	10
612030-90	900 mm	1	10
612030-100	1000 mm	1	10



# CABLE MANAGERMENTS

## 10" Blanking Panel 1U ,for CLM-2305x



As an extension cover of for populatoin required.  
Part No. CLM-612455

**Material:** sheet steel

**Supply Includes:** Assembly parts. to be part No.882112

**Finished :** Powder Coating in RAL7305 or RAL9011

For Model No.	CLM Part No.	Size	Pack No.
CLM-2305x-xx	612455-00	10"	1

## 10" Cable Shunting Strip 1U ,for CLM-2305x



The cable may be routed at the side of rear of the network enclosure using cable ties, in line with system requirements.

**Material:** Sheet Steel

**Supply Includes:** Assembly parts. to be part No.882113

**Finished :** Powder Coating in RAL7305 or RAL9011

CLM Part No.	Size	Pack No.	For Model No.
612456-00	10"	1	CLM-2305x-xx

## 10" Cable Access Panel 1U ,for CLM-2305x



as an extension cover for cable management

**Material:** Sheet Steel

**Supply Includes:** Assembly parts. to be part No.882111

**Finished :** Powder Coating in RAL7305 or RAL9011

CLM Part No.	Size	Pack No.	For Model No.
612454-00	10"	1	CLM-2305x-xx

## 10" Cable Clamp Rails 1U ,for CLM-2305x



The cable may be routed at any side of the network Cabinet , or open racks Wallmount Rack using cable ties line For system requirements.

**Material:** Sheet Steel

**Supply Includes:** 662087-08 2 pcs screws

662055-10 2 pcs screws

**Finished :**

Powder Coating in RAL7305 or RAL9011

CLM Part No.	Size	Pack No.	For Model No.
612452-00	10"	1	CLM-2305x-xx

Completed part No: CLM-882100



# CABLE MANAGERMENTS


## Cable Ties for Quick Assembly



The super-fast solution for fixing cables to the Rack profile or mounting system parts, simply

CLM Part No.	Size Inch/mm	Pack No.
512014-10	100	100
512014-20	200	100
512014-25	250	100
512014-08	80	100

## Cable Wiring Duct



For side cable routing, the cable wiring duct is fastened to the side of the 482.6mm(19") mounting angles in an enclosure wide, the removable trimpanel. Which fastens onto the front and is secured with quick Release fasteners, provides convenient access to the cable distribution area.

**Material :**  
PVC Plastic





CLM Part No.	For "U" Cabinet	Dimension	Height mm	Pack No.
5120076606	11	60 X 60 X 11U	444.5	1
5120076608	15	60 X 60 X 15U	622.3	1
5120076610	20	60 X 60 X 20U	844.5	1
5120076612	24	60 X 60 X 24U	1022.3	1
5120076614	29	60 X 60 X 29U	1244.6	1
5120076616	33	60 X 60 X 33U	1422.4	1
5120076618	38	60 X 60 X 38U	1644.6	1
5120076620	42	60 X 60 X 42U	1822.4	1
5120076622	47	60 X 60 X 47U	2044.7	1

5120076406	11	60 X 45 X 11U	444.5	1
5120076408	15	60 X 45 X 15U	622.3	1
5120076410	20	60 X 45 X 20U	844.5	1
5120076412	24	60 X 45 X 24U	1022.3	1
5120076414	29	60 X 45 X 29U	1244.6	1
5120076416	33	60 X 45 X 33U	1422.4	1
5120076418	38	60 X 45 X 38U	1644.6	1
5120076420	42	60 X 45 X 42U	1822.4	1
5120076422	47	60 X 45 X 47U	2044.7	1

512007251511	11	25 X 15 X 10U	444.5	1
512007251515	15	25 X 15 X 14U	622.3	1
512007251520	20	25 X 15 X 19U	844.5	1
512007251524	24	25 X 15 X 23U	1022.3	1
512007251529	29	25 X 15 X 28U	1244.6	1
512007251533	33	25 X 15 X 32U	1422.4	1
512007251538	38	25 X 15 X 37U	1644.6	1
512007251542	42	25 X 15 X 41U	1822.4	1
512007251547	47	25 X 15 X 47U	2044.7	1

Other version available on request.

# PATCH PANELS 482.6(19")for copper transmission cables



## For IBM data connector no.8310574



### Two Installations :

- Vertical cable outlets on the connector
- Horizontal outlets from the centre, left or right, to shunting ring

### Advantages :

- Universal, tidy cable routing
- Connectors in the lower rows are less Concealed

### Technical description:

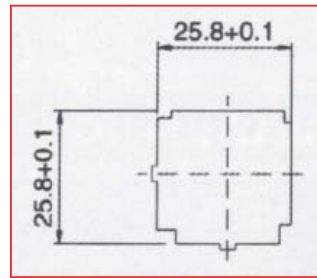
2 earth rings, zinc-Plated, passivated. 2U with 1 earthing screws each. Spring terminals, zinc-plated for contacting the cable shields according to the number of connector outlets. The earth ring can be moved on a 25mm pitch pattern in relation to the panel, if insufficient depth of the enclosure necessary

**Material :** sheet steel

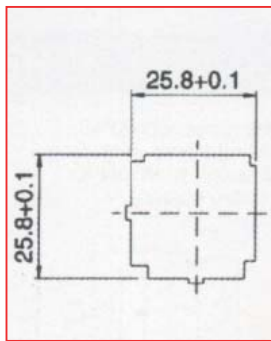
**Color :** RAL7035 / RAL9011

CLM Part No.	U	Numbers of Pole	Pack No.
612274-20	2	8	1
612274-30	3	16	1
612274-50	5	32	1
612274-90	9	64	1

Other version available as request.



## For assembling an ADS ring mains distributor



Patch panel with 8 plus 1 connector cutouts. With accommodation facility for rail spacing bracket.

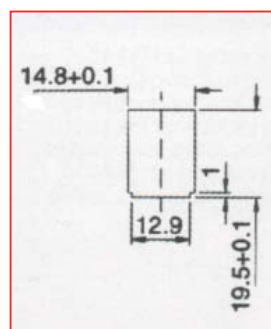
**Material :** Sheet steel

**Color :** RAL7035 / RAL9011

CLM Part No.	U	Pack No.
612275-20	2	1

Other version available as request.

## For RJ 11/12 and 8-pole



For a technical description, see CLM patch panels for IBM data connectors

**Material :** sheet steel

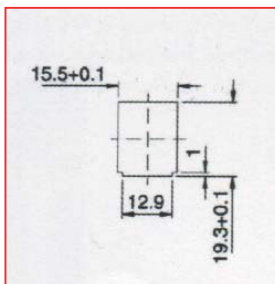

**Color :** RAL7035 / RAL9011

CLM Part No.	U	Numbers of Pole	Pack No.
612276-20	2	8	1
612276-30	3	16	1
612276-50	5	32	1
612276-90	9	64	1

Other version available as request.

# PATCH PANELS 482.6(19")for copper transmission cables

## To accommodate 48 RJ11- 45 (modular jacks)



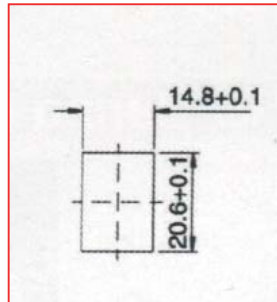
With accommodation facility for cable clamp straps 4.

**Material :** sheet steel  
**Color :** RAL7035 / RAL9011

CLM Part No.	U	Numbers of Pole	Pack No.
612261-20	2	48	1

Other version available as request.

## To accommodate 32 RJ11- 45 (modular jacks, DEC version)



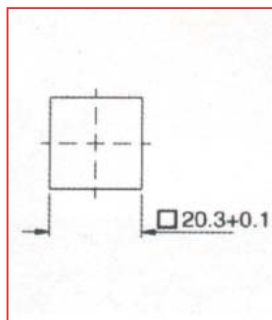

With accommodation facility for rail spacing brackets.

**Material :** sheet steel  
**Color :** RAL7035 / RAL9011

CLM Part No.	U	Numbers of Pole	Pack No.
612262-20	2	32	1

Other version available as request.

## To screened RJ45 modular jacks



To accommodate facility screened RJ45 jacks with insulating frame, including strain relief and spring brackets for contacting the cable screen.

**Material :** sheet steel  
**Color :** RAL7035 / RAL9011

CLM Part No.	U	Numbers of Pole	Pack No.
612263-20	2	24	1
612263-30	3	48	1

Other version available as request.

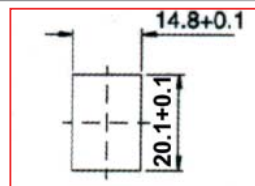
## To screened RJ45 modular jacks



To accommodate facility screened RJ45 jacks. Cutouts and rear of patch panels are electrically conductive to contact the fitted jacks with the patch panel the zinc-plated, passivated 482.6mm(19") mounting angles. With accommodation facility for rail spacing brackets.

**Material :** sheet steel  
**Color :** RAL7035 / RAL9011

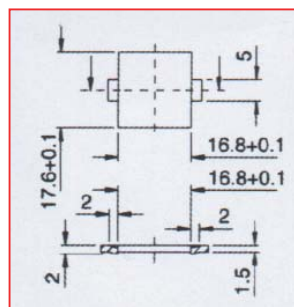

**Design:**  
Front painted , rear zinc-plated.  
Passivated



CLM Part No.	U	Numbers of Pole	Pack No.
612264-10	1	16	1
612264-20	2	32	1
612264-30	3	48	1

Other version available as request.

## For AT & RJ 45



To accommodate facility 16/32 RJ45 jacks fitted jacks and with accommodation facility for rail spacing brackets.

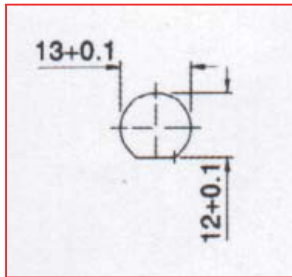

**Material :** sheet steel  
**Color :** RAL7035 / RAL9011

CLM Part No.	U	Numbers of Pole	Pack No.
612265-10	1	16	1
612265-20	2	32	1

Other version available as request.

# PATCH PANELS 482.6(19")for copper transmission cables

## To accommodate BNC jacks (design E)



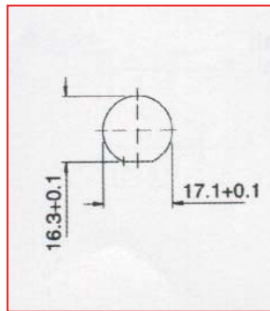

With accommodation facility for rail spacing brackets.

**Material :** See table  
**Color :** RAL7035 / RAL9011

CLM Part No.	U	Numbers of Pole	Material	Pack No.
612279-20	2	32	sheet steel	1
612279-30	3	32	Polystyene 4mm	1

Other version available as request.

## To accommodate BNC jacks (design F)



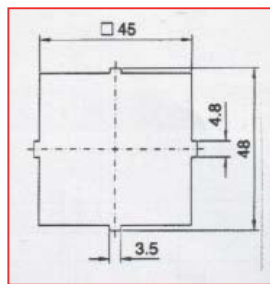
With accommodation facility for rail spacing brackets.

**Material :** sheet steel  
**Color :** RAL7035 / RAL9011

CLM Part No.	U	Numbers of Pole	Pack No.
612280-30	3	32	1

Other version available as request.

## For 45mm diameter components, for insulated fitting



With accommodation facility for rail spacing brackets.

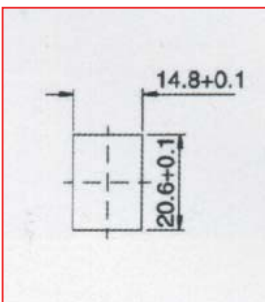

The rectangular cutout means that components with data jacks can also be accommodated.

**Material :** sheet steel  
**Color :** RAL7035 / RAL9011

CLM Part No.	U	Numbers of Pole	Pack No.
612266-20	2	6	1
612266-30	3	11	1

Other version available as request.

## To accommodate ADO 4/8 sockets



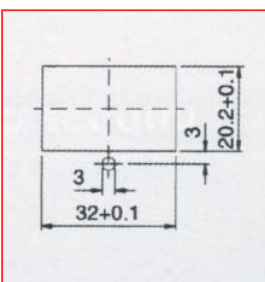
With accommodation facility for rail spacing brackets.

**Material :** sheet steel  
**Color :** RAL7035 / RAL9011

CLM Part No.	U	Numbers of Pole	Pack No.
612267-20	2	10	1

Other version available as request.

## To accommodate TAE 4/6 sockets



With accommodation facility for rail spacing brackets.


**Material :** sheet steel  
**Design :** Front painted, rear zinc-plated, passivated  
**Color :** RAL7035 / RAL9011

CLM Part No.	U	Numbers of Pole	Pack No.
612268-20	2	8	1

Other version available as request.

# PATCH PANELS 482.6(19")for copper transmission cables

## To accommodate AT & T Connector System 110



For fastening 2 wiring blocks per 100 paired wires and accommodation facility for 2 cables retainers (backboards). With rear accommodation facility for cable clamp straps.

**Material :** sheet steel

**Color :** RAL7035 / RAL9011

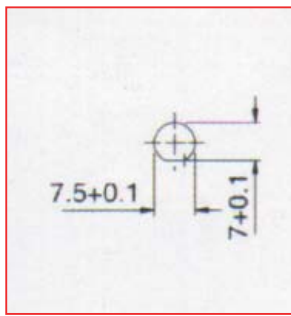

**Supply Includes :**

Patch panel with fixing accessories for the wiring blocks and cable retainers.

CLM Part No.	U	Paired wires	Pack No.
612269-40	4	200	1

Other version available as request.

## To accommodate F-SMA 7.5mm fiber-optic couplings



To accommodate F-SMA 7.5 mm fibre-optic couplings. With accommodation facility for rail spacing brackets.

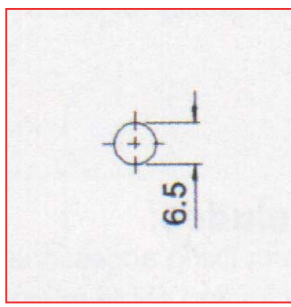

**Material :** sheet steel

**Color :** RAL7035 / RAL9011

CLM Part No.	U	Numbers of Pole	Pack No.
612281-10	1	16	1
612281-20	2	24	1
612281-22	2	32	1

Other version available as request.

## To accommodate F-SMA 6.5mm fibre-optic couplings



To accommodate F-SMA 6.5 mm fibre-optic couplings. With accommodation facility for rail spacing brackets.

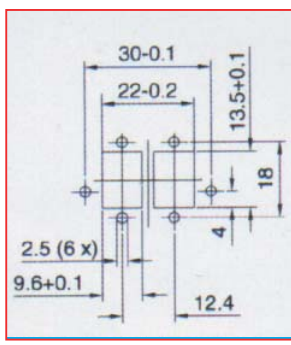

**Material :** sheet steel

**Color :** RAL7035 / RAL9011

CLM Part No.	U	Numbers of Pole	Pack No.
612282-10	1	16	1
612282-20	2	24	1
612282-22	2	32	1

Other version available as request.

## To accommodate E-2000, E-2000 duplex or SC fibre-optic couplings



With accommodation facility for rail spacing brackets.

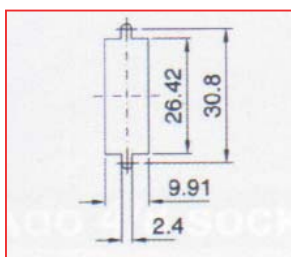
**Material :** sheet steel

**Color :** RAL7035 / RAL9011

CLM Part No.	U	Numbers of Pole single/duple	Pack No.
612283-10	1	16/8	1
612283-12	1	20/10	1
612283-20	2	24/42	1
612283-22	2	32/16	1
612283-24	2	40/20	1

Other version available as request.

## To accommodate SC duplex fibre-optic couplings



With accommodation facility for rail spacing brackets.

**Material :** sheet steel

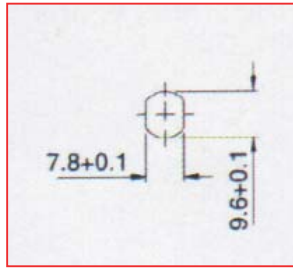

**Color :** RAL7035 / RAL9011

CLM Part No.	U	Numbers of Pole	Pack No.
612284-10	1	12	1
612284-20	2	24	1

Other version available as request.

# PATCH PANELS 482.6(19")for copper transmission cables

## To accommodate ST fibre-optic couplings



With accommodation facility for rail spacing brackets.

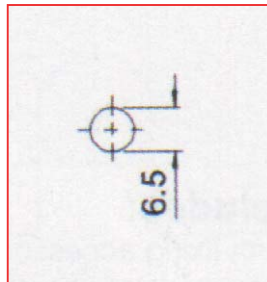

**Material** : sheet steel

**Color** : RAL7035 / RAL9011

CLM Part No.	U	Numbers of Pole	Pack No.
612285-10	1	16	1
612285-20	2	24	1
612285-22	2	32	1

Other version available as request.

## To accommodate DIN 47 256 fibre-optic couplings



With accommodation facility for rail spacing brackets.

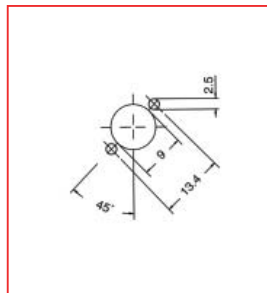
**Material** : sheet steel

**Color** : RAL7035 / RAL9011

CLM Part No.	U	Numbers of Pole	Pack No.
612270-10	1	16	1
612270-20	2	24	1
612270-22	2	32	1

Other version available as request.

## To accommodate FC-PC fibre-optic couplings



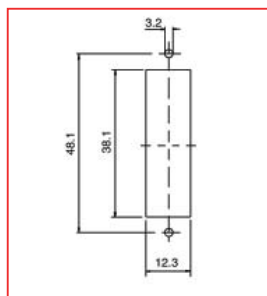

With accommodation facility for rail spacing brackets.

**Material** : sheet steel

**Color** : RAL7035 / RAL9011

CLM Part No.	U	Numbers of Pole	Pack No.
612271-10	1	16	1
612271-20	2	24	1
612271-22	2	32	1

## To accommodate FDDI fibre-optic couplings



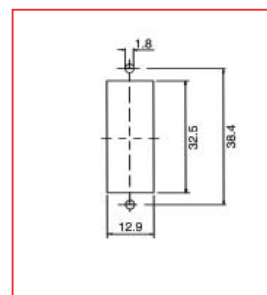
With accommodation facility for rail spacing brackets.

**Material** : sheet steel

**Color** : RAL7035 / RAL9011

CLM Part No.	U	Numbers of Pole	Pack No.
612272-20	2	12	1

## To accommodate ST duplex fibre-optic couplings



With accommodation facility for rail spacing brackets.

The rectangular cutout means that components with data jacks can also be accommodated.

**Material** : sheet steel

**Color** : RAL7035 / RAL9011

CLM Part No.	U	Numbers of Pole	Pack No.
612273-20	2	12	1

# PATCH PANELS 482.6(19")for copper transmission cables

## SSL-116 / 124 Patch Panel 16/24 Ports CAT.5/CAT.5e , 1U



### Features :

- Best for the environments where strong interference or electromagnetic waves emission might occur
- High density (24 ports per rack space)
- Higher printed-circuited-board capacity
- Compatible with standard 110 termination practices
- Color-coded for T568A and T568B wiring schemes

### Specificaitons :

- High-density 1U, 19" RMS (rack mount standard) design (24 ports). Meet EIA-310-D specifications
- Apply UL-94V high-impact, fire-retardant ABS material
- A Pair punch sequence enables a pair twist within 1/2" of termination
- Beryllium copper contact: 50- $\mu$  gold-plated pins over 100- $\mu$  nickel layer
- Operating temperature: -40°C ~ +68°C

### Electric Specificaitons :

- Insulation Resistance 500M. $\Omega$
  - Contact Resistance 20M. $\Omega$
  - Current rating 1.5 Amps
  - DC Resistance Max. 0.1. $\Omega$
  - Dielectric Withstand Voltage 1,000VAC RMS@60Hz/1min
- Shipping Dimension :** 4.6cm(H)x48.3cm(W)x10.4cm(D)

## CLM-112/116/124/148 Patch Panel 12/16/24/48 ports CAT5/CAT.5e , 1U



### Features :

- 19" x 1.75" (1U)/3.5"(2U)/5.25"(3U)/7"(4U)
- 12/16/24/32/48/72/96 Ports available
- Daul Type Terminal Block accept both Krone & 110(AT & T) punch down tool
- Accepts 22-26 AWG solid wire
- Meet ANSI/TIA/EIZ-568-A, ISO/IEC 11801 & EN50173 & RoHS
- DELTA & 3P electronics testing approved
- Support T568A/B wiring guidelines
- UL Listed 9G62

# POWER CORDS

## Power Cord for USA



Power is supplied to devices via the connection cable

CLM Part No.	Specification	Length mm	Pack No.
312010-25	USA 15A/125V	250	1
312010-50	USA 15A/125V	500	1
312010-75	USA 15A/125V	750	1
312010-180	USA 15A/125V	1800	1
312010-500	USA 15A/125V	5000	1

## Power Cord for GB



Power is supplied to devices via the connection cable

CLM Part No.	Specification	Length mm	Pack No.
312011-25	GB 16A/250V	250	1
312011-50	GB 16A/250V	500	1
312011-75	GB 16A/250V	750	1
312011-180	GB 16A/250V	1800	1
312011-500	GB 16A/250V	5000	1

## Power Cord for AU



Power is supplied to devices via the connection cable

CLM Part No.	Specification	Length mm	Pack No.
312018-25	AU 10A/250V	250	1
312018-50	AU 10A/250V	500	1
312018-75	AU 10A/250V	750	1
312018-180	AU 10A/250V	1800	1
312018-500	AU 10A/250V	5000	1



# EARTHING & SOCKET STRIPS

## Earth Kit , For CLM- 21XX, 23XXX & 24xxx



With two isolators, 19 M5 earth connections .  
For mounting and vertical installation in network Rack, CLM-21xx Series Cabinet Rack, electronic Rack and wall-mounted enclosures.  
Sized to fit the Server system and infinitely variable CLM-21xx Series Cabinet profile with earth Kit, any Cabinet is readily integrated into the potential equalization system of the building.  
Current carrying capacity approx 20A.  
**Finished** : Zinc Coating

**Material** : Thickness Sheet Steel

### Supply Includes :


- 1.pcs earth kit of 17 connectors 612175-6019
- 2.pcs PE spacer 662065-00
- 3.19pcs "-" type M6x8 screw, 662028-00
4. 1pcs earth sticker & Assembly parts

### For CLM-21xx & CLM-24xxx:

CLM Part No.	Length mm	Pack No.	U
882124-11	600	1	11
882124-15	800	1	15
882124-20	1000	1	20
882124-24	1200	1	24
882124-29	1400	1	29
882124-33	1600	1	33
882124-38	1800	1	38
882124-42	2000	1	42
882124-47	2200	1	47

### For CLM-23xxx:

882124-19	475	1
882124-06	425	1
882124-08	625	1



## Earth Straps



Chooses between 6 ready-to-use earth straps in various length and cross-sections .  
For screws M6

CLM Part No.	Cross-Section mm <sup>2</sup>	Length mm	Pack No.	For Model No.
312002-17	4	170	5	21XX 22XX 24XXX 23XXX
312002-20	4	200	5	
312002-30	4	300	5	
312002-45	4	450	5	

## Fan's Cable



For supplying connection ventilation fan unit's power

CLM Part No.	For Model No.	Pack No.
312013-00	CLM-21XX/CLM-24XXX	1
312001-00	CLM-2301X-XXX	1

Other version available as request

**Material** : copper wire internal and UL 94-Vo pvc socket

**Color** : Black

## Power Socket Strip , USA Style



Loading up to 15A/Max. 125V. AC. Plastic housing. self-extinction to UL94-VO with a hook for fixing on bracket 3 PINS built-in per socket with ON/Off switch Auto circuit breaker function with surge protection .

CLM Part No.	Specification	Numbers of Socket	Pack No.	Length
312008-06	USA 15A/125V	6	1	12FT

# SOCKET STRIPS

## Power Socket Strip , GB Style



Loading up to 16A/Max. 250V. AC. Plastic housing.  
Self-extinction to UL94-VO with a hook for fixing on Bracket.  
3PINS built-in per socket, with ON/OFF switch  
**Auto circuit breaker with surge protection function**

CLM Part No.	Specification	Numbers of Socket	Pack No.	Length
312009-05	GB 16A/250V	5	1	6FT

## Power Socket Strip , AU Style



Loading up to 15A/Max. 125V. AC. Plastic housing. self-extinction to UL94-VO with a hook for fixing on bracket 3 PINS buit-in per socket with surge protection Auto circuit breaker.

CLM Part No.	Specification	Numbers of Socket	Pack No.	Length
312017-06	AU 10A/250V	6	1	6FT

## 19" Power Socket Strip & Mounting Panel , USA Style



CLM Part No.	Specification	Numbers of Socket	Pack No.	Length
882061-606	USA 15A/125V	6	1	12FT
882061-706	USA 15A/125V	6	1	12FT
882061-806	USA 15A/125V	6	1	12FT
882061-906	USA 15A/125V	6	1	12FT

## 19" Power Socket Strip & Mounting Panel , GB Style



CLM Part No.	Specification	Numbers of Socket	Pack No.	Length
882141-605	GB 16A/250V	5	1	12FT
882141-705	GB 16A/250V	5	1	12FT
882141-805	GB 16A/250V	5	1	12FT
882141-905	GB 16A/250V	5	1	12FT

## 19" Power Socket Strip & Mounting Panel , AU Style



CLM Part No.	Specification	Numbers of Socket	Pack No.	Length
882144-606	AU 10A/250V	6	1	12FT
882144-706	AU 10A/250V	6	1	12FT
882144-806	AU 10A/250V	6	1	12FT
882144-906	AU 10A/250V	6	1	12FT

# CASTORS

## High-loading Castor



CLM-662030-75



CLM-662030-75S

CLM Part No.	Brake Device	Pack No.
662030-75	NO	2
662030-75S	Yes	2

Let it easily to move cablnet on the ground  
Fasten by M12 Screw  
Loading Weight : 200KGS each  
Overall height : 100mm

## Castor



CLM-662130



CLM-662129

CLM Part No.	Brake Device	Pack No.
662030	NO	2
662029	Yes	2

Let it easily to move cablnet on the ground  
Fasten by M12 Screw  
Loading Weight : 30KGS each  
Overall height : 65 mm

## Castor, for CLM-2301X



CLM-662068-50



CLM-662068-50S

CLM Part No.	Brake Device	Pack No.
662068-50	NO	2
662068-50S	Yes	2

Let it easily to move cablnet on the ground  
Fasten by M4 Screw  
Loading Weight : 30KGS each  
Overall height : 65 mm

## Castor, for CLM-24XXX & CLM-232XX



CLM-662131



CLM-662132

CLM Part No.	Brake Device	Pack No.
662132	NO	2
662131	Yes	2

Let it easily to move cablnet on the ground  
Fasten by Screw  
Loading Weight : 30KGS each  
Overall height : 65 mm

## Rigid Castor



Let it easily to move cablnet on the ground  
Fasten by Screw  
Loading Weight : 30KGS each  
Overall height : 65 mm

CLM Part No.	Brake Device	For Model No.
662134-00	No	CLM-232xx-xxAB

# LEVELING FEET & LOCKS

## Leveling Foot



Leveling feet can keep the cabinet stable on the unflat ground and there are plastic to protect the ground broken .

Loading Weight : 100KG each

CLM Part No.	For Model No.	For height of Model
882214-00	CLM-21XXX	12U~48U
	CLM-24XXX	25U~48U

## Leveling Foot M12




CLM Part No.	Dimension	Pack No.	For Model No.
662031-45	M12 X 45	4	CLM-2201/2202
662031-50	M12 X 50	4	CLM-882214
662031-60	M12 X 60	4	CLM-24XX
662031-70	M12 X 70	4	
662031-80	M12 X 80	4	
662031-90	M12 X 90	4	
662031-100	M12 X 100	4	CLM-21XX

## Tool for Castor



CLM Part No.	Pack No.	For Castor No.	For Model No.
612667-00	1	CLM-662030	CLM-882003

## Swing Handle Lock System for CLM-21xx ,CLM-230xx & CLM-24xxx Series



To be assembled on CLM-21xx front door for great security and standard operation with reliable locking system

CLM Part No.	Pack No.
882046-01	1
882047-01	1
882048-01	1



Built-in the swing handle lock system

CLM Part no.	Pack No.
882059-XX	1
882059-68	1

# SECURITY LOCK

## Wing-type Quarter-turn Security Lock



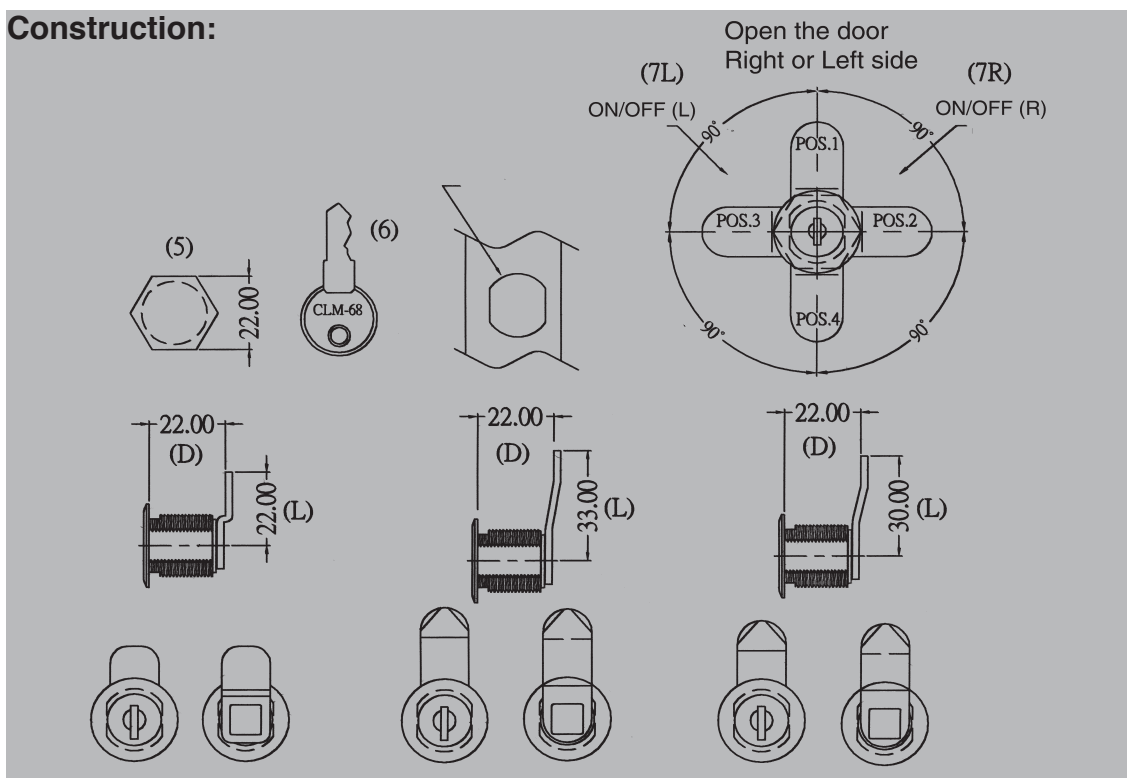
Built-in CLM-21xxx side panels or rear door & CLM-2305x front door



Built-in CLM-232xx front or rear door

CLM Part No.	Pack No.
882058-2222L	1
882058-2230L	1
882058-2233L	1
882058-2222R	1
882058-2230R	1
882058-2233R	1

### Construction:



## Hexagonal Spanner



CLM Part No.	Size	Pack No.
662100-06	M6	1
662100-10	M10	1
662100-12	M12	1

## Pileus Self-tapping Screw 6#32



CLM Part No.	SPEC	Pack No.
662043-05	6#32 X 5 mm	50

# SCREW VARIANTS

## Pileus Self-tapping Screw M6 ISO



CLM Part No.	SPEC	Pack No.
662028-08	M6 X 8 mm	50
662028-10	M6 X 10 mm	50
662028-12	M6 X 12 mm	50
662028-16	M6 X 16 mm	50

## Pileus Self-tapping Screw M5 ISO



CLM Part No.	SPEC	Pack No.
662032-08	M5 X 8 mm	50
662032-10	M5 X 10 mm	50
662032-12	M5 X 12 mm	50
662032-16	M5 X 16 mm	50

## Pileus Self-tapping Screw M5 ISO



CLM Part No.	SPEC	Pack No.
662055-08	M5 X 8 mm	50
662055-10	M5 X 10 mm	50
662055-12	M5 X 12 mm	50
662055-16	M5 X 16 mm	50

## Pileus Self-tapping Screw 12#24



CLM Part No.	SPEC	Pack No.
662056-08	12#24 X 8 mm	50
662056-10	12#24 X 10 mm	50
662056-12	12#24 X 12 mm	50
662056-16	12#24 X 16 mm	50

## Pileus Self-tapping Screw M4 ISO



CLM Part No.	SPEC	Pack No.
662018-06	M4 X 6 mm	50
662018-10	M4 X 10 mm	50

# SCREW VARIANTS

## Self-tapping Washer Screw M6 ISO



CLM Part No.	SPEC	Pack No.
662009-08	M6 X 8 mm	50
662009-10	M6 X 10 mm	50
662009-12	M6 X 12 mm	50
662009-16	M6 X 16 mm	50

Pended No: 083229

## Self-tapping Washer Screw M5 ISO



CLM Part No.	SPEC	Pack No.
662010-08	M5 X 8 mm	50
662010-10	M5 X 10 mm	50
662010-12	M5 X 12 mm	50
662010-16	M5 X 16 mm	50

Pended No: 083229

## Self-tapping Washer Screw M4 ISO



CLM Part No.	SPEC	Pack No.
662011-08	M4 X 8 mm	50
662011-10	M4 X 10 mm	50
662011-12	M4 X 12 mm	50
662011-16	M4 X 16 mm	50

Pended No: 083229

## Self-tapping Washer Screw M4 ISO



CLM Part No.	SPEC	Pack No.
662035-06	M4 X 6 mm	50
662035-08	M4 X 8 mm	50
662035-10	M4 X 10 mm	50
662035-12	M4 X 12 mm	50
662035-16	M4 X 16 mm	50

## Mushroom Self-tapping Screw M6 ISO



CLM Part No.	SPEC	Pack No.
662003-08	M6 X 8 mm	50
662003-10	M6 X 10 mm	50
662003-12	M6 X 12 mm	50
662003-16	M6 X 16 mm	50

# SCREW VARIANTS

## Mushroom Self-tapping Screw M5 ISO



CLM Part No.	SPEC	Pack No.
662087-08	M5 X 8 mm	50
662087-10	M5 X 10 mm	50
662087-12	M5 X 12 mm	50
662087-16	M5 X 16 mm	50

## Mushroom Self-tapping Screw M4 ISO



CLM Part No.	SPEC	Pack No.
662038-08	M4 X 8 mm	50
662038-10	M4 X 10 mm	50
662038-12	M4 X 12 mm	50
662038-16	M4 X 16 mm	50
662038-35	M4 X 35 mm	50

## Flat Self-tapping Screw M5 ISO



CLM Part No.	SPEC	Pack No.
662026-08	M5 X 8 mm	50
662026-10	M5 X 10 mm	50
662026-12	M5 X 12 mm	50
662026-16	M5 X 16 mm	50

## Flat Self-tapping Screw M5



CLM Part No.	SPEC	Pack No.
662053-08	M5 X 8 mm	50
662053-10	M5 X 10 mm	50
662053-12	M5 X 12 mm	50
662053-16	M5 X 16 mm	50

## Flat Self-tapping Screw M4 ISO



CLM Part No.	SPEC	Pack No.
661024-06	M4 X 6 mm	50
661024-08	M4 X 8 mm	50
661024-10	M4 X 10 mm	50
661024-12	M4 X 12 mm	50
661024-14	M4 X 14 mm	50



# SCREW VARIANTS

## Flat Self-tapping Screw 6#32



CLM Part No.	SPEC	Pack No.
662036-04	6#32 X 4 mm	50
662036-05	6#32 X 5 mm	50
662036-06	6#32 X 6 mm	50
662036-07	6#32 X 7 mm	50
662036-08	6#32 X 8 mm	50

## Flat Self-tapping Screw 6#32



CLM Part No.	SPEC	Pack No.
662039-04	6#32 X 4 mm	50
662039-05	6#32 X 5 mm	50
662039-06	6#32 X 6 mm	50
662039-07	6#32 X 7 mm	50
662039-08	6#32 X 8 mm	50

## Flat Self-tapping Screw 12#24



CLM Part No.	SPEC	Pack No.
662127-10	12#24 x10 mm	50

## Flat Self-tapping Screw Ø4 ISO



CLM Part No.	SPEC	Pack No.
662125-10	Ø4 X 10 mm	50
662125-12	Ø4 X 12 mm	50

## Hexagon Cap Screw # 3"/8



CLM Part No.	SPEC	Pack No.
662057-1/4	1/4	50
662057-5/16	5/16	50
662057-3/8	3/8	50
662057-1/2	1/2	50
662057-5/8	5/8	10
662057-3/4	3/4	10
662057-7/8	7/8	10

# SCREW VARIANTS

## Hexagon Cap Screw M10 ISO



CLM Part No.	SPEC	Pack No.
662058-10	M10 X 10 mm	10
662058-12	M10 X 12 mm	10
662058-14	M10 X 14 mm	10
662058-16	M10 X 16 mm	10
662058-18	M10 X 18 mm	10
662058-20	M10 X 20 mm	10
662058-22	M10 X 22 mm	10

## Hexagon Nut Connector M6



CLM Part No.	SPEC (mm)	Pack No.	For Model No.
662005-21	M6 X 21 mm	4	
662005-36	M6 X 36 mm	4	
662005-46	M6 X 46 mm	4	
662005-51	M6 X 51 mm	4	
662005-56	M6 X 56 mm	4	CLM-2201/2202

## Eyebolt mm



CLM Part No.	SPEC (mm)	Pack No.	For Model No.
662037-06	M6	2	
662037-08	M8	2	
662037-10	M10	2	CLM-2201/2202/21xx
662037-12	M12	4	CLM-21XX/CLM-24XXX
662037-14	M14	2	

## Eyebolt Inch



CLM Part No.	SPEC (inch)	Pack No.
662096-1/4	1/4	2
662096-5/16	5/16	2
662096-3/8	3/8	2
662096-1/2	1/2	2
662096-5/8	5/8	2

## Bolt-hinger Inch



CLM Part No.	SPEC	Pack No.	For Model No.
662097-1/4	1/4	4	CLM-22XX / 23XX
662097-5/16	5/16	4	CLM-22XX / 23XX
662097-3/8	3/8	4	
662097-1/2	1/2	4	

# SCREW VARIANTS

## Hexagon Cap Nut Screw M12




CLM Part No.	SPEC (mm)	Pack No.	For Model No.
662042-095	M12 X 9.5 mm	50	
662042-25	M12 X 25 mm	50	CLM-21XX

## Hexagon Cap Nut Screw M10



CLM Part No.	SPEC (mm)	Pack No.	For Model No.
662041-095	M10 X 9.5 mm	50	CLM-2201/2202
662041-10	M10 X 10 mm	50	
662041-12	M10 X12 mm	50	
662041-14	M10 X 14 mm	50	
662041-16	M10 X 16 mm	50	

## Hexagon Cap Nut Screw M6



CLM Part No.	SPEC (mm)	For Model No.	Pack No.
662025-06	M6 X 6 mm		50
662025-08	M6 X 8 mm		50
662025-10	M6 X10 mm		50
662025-12	M6 X 12 mm		50
662025-14	M6 X 14 mm		50
662025-16	M6 X 16 mm	CLM-21XX	50
662025-45	M6 X 45 mm	CLM-24XX	50

## Sunk "+" Tapered Screw M4



CLM Part No.	SPEC (mm)	Pack No.	For Model No.
662111-40	M4x40 mm	50	CLM-21XX

## Multi-function Handle Tooling



For Fixing Cage Nuts on Angles and For tying screw washer-nuts of Dooron each end-head.

CLM Part No.	Pack of
612196-013	1

Patent Pended No: Taiwan 191457  
China 02239359.5

# NUT VARIANTS

## Hexagon Nut mm



CLM Part No.	SPEC (mm)	Pack No.
662044-03	M3	50
662044-04	M4	50
662044-05	M5	50
662044-06	M6	50
662044-08	M8	10
662044-10	M10	10
662044-12	M12	10

## Hexagon Gear Contact Nut Inch



CLM Part No.	SPEC (Inch)	Pack No.
662059-1/4	1/4	50
662059-5/16	5/16	50
662059-3/8	3/8	50
662059-1/2	1/2	50
662059-5/8	5/8	10
662059-3/4	3/4	10
662059-7/8	7/8	10

## Hexagon Gear Contact Nut mm



CLM Part No.	SPEC (mm)	Pack No.
662033-03	M3	50
662033-04	M4	50
662033-05	M5	50
662033-06	M6	50
662033-08	M8	10
662033-10	M10	10
662033-12	M12	10

## Cage Nut mm



CLM Part No.	SPEC (mm)	Pack No.
882003-04	M4	50
882003-05	M5	50
882003-06	M6	50
882003-08	M8	50

## Gear Contact Washer mm



CLM Part No.	SPEC (mm)	Pack No.
662023-03	M3	50
662023-04	M4	50
662023-05	M5	50
662023-06	M6	50
662023-08	M8	50
662023-10	M10	50
662023-12	M12	50

# WASHER VARIANTS

## Gear Contact Washer mm



CLM Part No.	SPEC (mm)	Pack No.
662024-03	M3	50
662024-04	M4	50
662024-05	M5	50
662024-06	M6	50
662024-08	M8	50
662024-10	M10	50
662024-12	M12	50

## Ring Washer mm



CLM Part No.	SPEC (mm)	Pack No.
662029-03	M3	50
662029-04	M4	50
662029-05	M5	50
662029-06	M6	50
662029-08	M8	50
662029-10	M10	50
662029-12	M12	50

## Cutout Washer




CLM Part No.	SPEC (mm)	Pack No.
612173-00	M3 / M4	50

## Plastic Ring



CLM Part No.	SPEC	Pack No.	For Model No.
512022-34	φ34	10	CLM-225X
512023-28	φ28	10	CLM-2305x

## Ring Washer Ø4



CLM Part No.	SPEC	Pack No.	For Model No.
662110-04	φ4 T1.2 x 19L	100	CLM-21XX

# FANS EXTENSION KITS


## Fan Guard



**Material :** Wire steel  
**Finished :** Ni coating

CLM Part No.	Dimension	Pack No.
612104-6	6 X 6 cm	1
612104-8	8 X 8 cm	1
612104-9	9 X 9 cm	1
612104-12	12 X 12 cm	1

## AC-IN Fan



### Technical description Rack-mounted fan:

Broad voltage spectrum available,  
from 115V(AC-IN)  
to 230V(AC-IN) 24V (DC IN)  
Weight: 330 g  
SPEC: See page No. of E67

CLM Part No.	Dimension	Pack No.
272001-15	120X120X25 mm	1
272001-23	120X120X25 mm	1

## 1 AC-IN Fans with Guard & Connection Cable



CLM Part No.	Dimension	Pack No.	For Model No.
882138-151	120X120X25 mm	1	CLM-21XX
882138-231	120X120X25 mm	1	CLM-230XX

**Supply Includes :**

- 1 pcs guard
- 1 pcs AC-IN fans
- 1 pcs wire connection cable ,switch,socket
- Assembly parts

## 2 AC-IN Fans with Guard & Connection Cable



CLM Part No.	Dimension	Pack No.	For Model No.
882138-152	120X120X25 mm	2	CLM-21XX
882138-232	120X120X25 mm	1	CLM-24XXX

**Supply Includes :**

- 2 pcs guard
- 2 pcs AC-IN fans
- 1 pcs wire connection cable ,switch,socket
- Assembly parts

## 3 AC-IN Fans with Guard & Connection Cable



CLM Part No.	Dimension	Pack No.	For Model No.
882138-153	120X120X25mm	3	CLM-21XX
882138-233	120X120X25mm	3	CLM-24XXX

**Supply Includes :**

- 3 pcs guard
- 3 pcs AC-IN fans
- 1 pcs wire connection cable ,switch,socket
- Assembly parts

# FAN MODULE VARIANTS

## Features :

The cooling unit for mounting between a pair of mounting angles with an additional Guide frame to achieve a high level of flexibility and permits the installation of a rackmounted fan. Regularly mounting upper the server system direct pull-out hot air to create a cool system. a high environment air-flow throughput of up to 240 M<sup>3</sup>/n provides the necessary forced circulation Full wire connection cable, switch ,socket and assembly parts are supplied.

There are 3 voltage fan: 115 V(AC - IN), 230V(AC - IN), 24 V(DC IN)

Socket switch & connection cable inserted in the guide frame, Fan unit with high rotation monitoring.

## 1U 19" Rack-mounted 3 Fans for installation Mounting Angle 482.6 mm (19")



**Material :** Thickness Sheet Steel

### Supply Included :

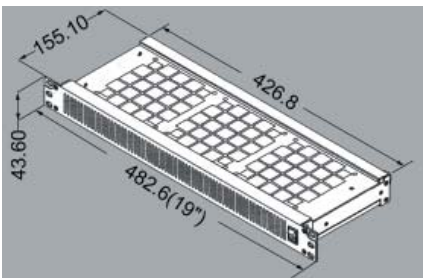
- 1.1 CLM-612329-00 Top Guard Frame
2. 1 CLM-612333-00 Bottom Guard Frame
3. 2 CLM-612325-00 Mounting Brackets
4. 1 CLM-612337-00 Front panel
5. 1 CLM-612338-00 Rear panel
6. 3 CLM-272001-15/23 115V or 230V AC-IN high Rotation Ball-Bearing monitoring fans (see page of K41)
7. 1 CLM-312007-00 I/O switch with red Button(see page of K41)
8. 1 CLM-312016-75 Power socket with cable 750Lmm(see page of K41)
9. 1 CLM-312013-00 Connection cable(see page of K41)
10. Assembly parts

CLM Part No.	Width mm	Set of
882170-00	19"	1

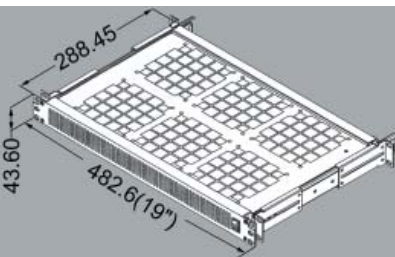
**Fan specification see page No.E67**

**Finished :** Powder coating in color RAL7035 or RAL9011

Patent Pending in Taiwan , China , USA , Germany



## 1U 19" Rack-mounted 6 Fans with 1 Pair of Slide Rails for installation 482.6 mm (19")



CLM Part No.	Width mm	Guide Frame Size (Dept)	Part No.Of Brackets	Cabinet Depth mm	Set of
882171-64	19"	288-350	612097-71	400	1
882171-65	19"	288-350	612097-71	500	1
882171-66	19"	288-450	612097-72	600	1
882171-67	19"	288-550	612097-73	700	1
882171-68	19"	288-650	612097-74	800	1
882171-69	19"	288-775	612097-75	900	1
882171-610	19"	288-875	612097-76	1000	1

**Material :** Thickness Sheet Steel

### Supply Included :

- 1.1 CLM-612329-00 Top Guard Frame
2. 1 CLM-612333-00 Bottom Guard Frame
3. 2 CLM-612325-00 Mounting Brackets
4. 1 CLM-612337-00 Front panel
5. 1 CLM-612338-00 Rear panel
6. 6 CLM-272001-15/23 115V or 230V AC-IN high Rotation Ball-Bearing monitoring fans (see page of K41)
7. 1 CLM-312007-00 I/O switch with red Button(see page of K41)
8. 1 CLM-312016-75 Power socket with cable 750Lmm(see page of K41)
9. 1 CLM-312013-00 Connection cable(see page of K41)
10. 1 pair of CLM-882126-12 12" 2 sections Telescopic Ball-Bearing slide rails(see page of K12)
11. 1 pair of CLM-612097-71 Rail Brackets
12. Assembly parts

**Finished :** Powder coating in color RAL7035 or RAL9011

Patent Pending in Taiwan , China , USA , Germany

### Bracket Sets:

CLM Part No.Of Brackets	Long Bracket mm	Cabinet Depth mm	Set of
612097-71	100.9	400	1
612097-71	100.9	500	1
612097-72	198	600	1
612097-73	295.1	700	1
612097-74	392.2	800	1
612097-75	489.3	900	1
612097-76	589.3	1000	1

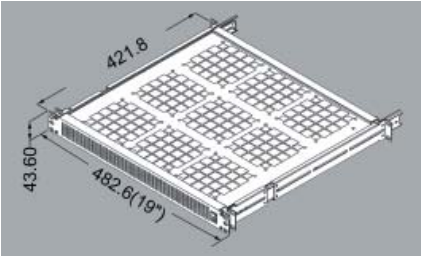
The Guide Frame equipped a pair of slide-rail for side-in-out for fan installation

**Fan specification see page No.E67**



# FAN MODULE VARIANTS

1U 19" Rack-mounted 9 Fans with 1 Pair of Slide Rails for installation 482.6 mm (19")



Fan specification see page No.E67

CLM Part No.	Width mm	Plate depth	CLM Part No.	Cabinet Depth mm	Packs of
882172-66	19"	421-680	612097-73	600	1
882172-67	19"	421-680	612097-73	700	1
882172-68	19"	421-680	612097-73	800	1
882172-69	19"	421-780	612097-71+76	900	1
882172-610	19"	421-880	612097-72+76	1000	1

**Material :** Thickness Sheet Steel

**Supply Included :**

- 1.1 CLM-612329-00 Top Guard Frame
2. 1 CLM-612333-00 Bottom Guard Frame
3. 2 CLM-612325-00 Mounting Brackets
4. 1 CLM-612337-00 Front panel
5. 1 CLM-612338-00 Rear panel
6. 9 CLM-272001-15/23 115V or 230V AC-IN high Rotation Ball-Bearing monitoring fans (see page of K41)
7. 1 CLM-312007-00 I/O switch with red Button (see page of K41)
8. 1 CLM-312016-75 Power socket with cable 750Lmm (see page of K41)
9. 1 CLM-312013-00 Connection cable (see page of K41)
10. 1 pair of CLM-882126-18 18" 2 sections Telescopic Ball-Bearing slide rails (see page of K12)
11. 1 pair of CLM-612097-71 Rail Brackets
12. Assembly parts

**Finished :** Powder coating in color RAL7035 or RAL9011

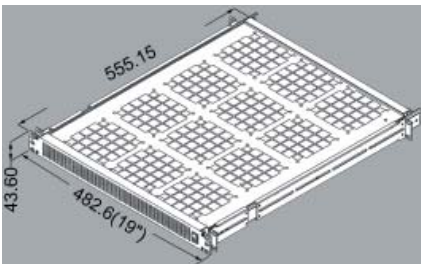


### Bracket Sets:

CLM Part No.	Bracket length mm	Cabinet Depth mm	Packs of
612097-73	295.1	600	1
612097-73	295.1	700	1
612097-73	295.1	800	1
612097-74	392.2	900	1
612097-75	489.2	1000	1

Patent Pending in Taiwan , China , USA , Germany

1U 19" Rack-mounted 12 Fans with 1 Pair of Slide Rails for installation 482.6 mm (19")



CLM Part No.	Width mm	Plate depth	Cabinet Depth mm	Bracket Part No.	Packs of
882173-67	19"	555-900	700	CLM-612097-71x2 CLM-612097-74x2	1
882173-68	19"	555-900	800	CLM-612097-71x2 CLM-612097-74x2	1
882173-69	19"	555-900	900	CLM-612097-71x2 CLM-612097-74x2	1
882173-610	19"	555-900	1000	CLM-612097-72x2 CLM-612097-76x2	1

**Material :** Thickness Sheet Steel

**Supply Included :**

- 1.1 CLM-612329-00 Top Guard Frame
2. 1 CLM-612333-00 Bottom Guard Frame
3. 2 CLM-612325-00 Mounting Bracket
4. 1 CLM-612337-00 Front panel
5. 1 CLM-612338-00 Rear panel
6. 12 CLM-272001-15/23 115V or 230V AC-IN high Rotation Ball-Bearing monitoring fans (see page of K41)
7. 1 CLM-312007-00 I/O switch with red Button (see page of K41)
8. 1 CLM-312016-75 Power socket with cable 750Lmm (see page of K41)
9. 1 CLM-312013-00 Connection cable (see page of K41)
10. 1 pair of CLM-882126-22 22" 2 sections Telescopic Ball-Bearing slide rails (see page of K12)
11. 1 pair of CLM-612097-71 Rail Brackets
12. Assembly parts

**Finished :** Powder coating in color RAL7035 or RAL9011

Patent Pending in Taiwan , China , USA , Germany




# FAN MODULE VARIANTS

## Active Fan Module 3U for mounting angle 482.6mm



powerful axial fans can be installed in either a "blowing" or "extracting" arrangement. The rain canopy function of the ventgrille protects against both mechanical damage and penetrating dampness. A Guide frame hood to achieve protection category is easy for making filter change. The design Active fan units boast a decisive advantage—the quick-fit assembly system for fan and filter units and outlet filters simply snap into place and voila.




For installation a pair of 482.6mm mounting angles from front or Rear.  
Material: Sheet steel

**Supply includes:**

1. 1 CLM-612111-00 Front Guard frame
  2. 1 CLM-612115-00 Inter Guard frame
  3. 1 CLM-612113-00 Cutout fan frame
  4. 1 CLM-612114-00 Fan panel
  5. 1 CLM-512011-00 Filter Mat
  6. 3 CLM-272001-15/23 115V or 230V AC-IN high rotation Ball-Bearing motoring fans(see page of K41)
  7. 1 CLM-312007-00 I/O switch with red Button(see page of K41)
  8. 1 CLM-312016-75 Power socket with cable 750Lmm(see page of K41)
  9. 1 CLM-312013-00 Connection cable(see page of K41)
  10. Assembly parts
- Finished: Powder Coating in color RAL7035,RAL9011

CLM Part No.	Operating voltage	Air	Pack No.
882046-515	115V	Out	1
882046-523	230V	Out	1
882046-615	115V	IN	1
882046-623	230V	IN	1

Fan specification see page No.E67




Air blow in-out direction



Mounting in Bottom Frame/ Plinth



Front Mounting



Rear Mounting

# FAN MODULE VARIANTS


## Technical Assembly :

### Step 1 : Insert fan into guide frame



#### Specification :

1. Rated voltage: 110/115VAC, 220/230VAC 50/60H Z
2. Operating voltage Range: 85~125 VAC, 185~245VAC
3. Starting voltage: 85VAC, 185 VAC
4. Rated speed: 2100/2500 RPM
5. Air Delivery (Max): 64/77 CFM
6. Static pressure (Max): 0.13/0.15, 0.18/0.2 Inch-h2O
7. Rated current (Max) : 0.19/0.18 AMP, 0.09/0.09AMP
8. Input power(Max): 19/18 Watts, 18/17Watts
9. Noise Level(Max): 43/45 dB(A)
10. Direction of Rotation: Clockwise, Viewed from front face
11. Motor protection : Impredance protected
12. Operating ten perature: -20°Cto +80°C, -10°C ~70°C
13. Storage Temperature: -30°C to +75°C
14. Dimension: 120x120x25 mm
15. Weight: 330 g
16. Dimension: 120x120x25 mm



#### Material :

1. Housing: Aluminum die-cast
2. Fan Blade: Thermoplastic PBT of UL94-V0
3. Bearing: Lubricated ball bearing

Part No.	Operating voltage
272001-15	110V/115V
272001-23	220V/230V

### Step 2 : Setting wire conector cable



Part No.	For Cabinet	Pack No.
312001-00	CLM-21XX	1
312013-00	CLM-230XX	1



Part No.	Q'ty FAN
882170-00	3
882171-xx	6
882172-xx	9
882173-xx	12

#### Cabling Setting Step:



1 take off Skin of wire



2 adjust wire pin to aim at connector Housing



3 To fixing wire pin into connector




4 Staple insulated-tie up

### Step 3 : Complete guide frame




Snap-into Top Frame and Fixing screws To complete



Turn-over fan for air flow direction

### Step 4 : Mounting on angles



#### Installation Operation:

For direct mount on the Cabinet between two pair of 482.6mm(19")612174-xx, and 612011-xx mounting angles by screws.



612011-xx



662035-06



662033-04

662035-06



A pair of Telescopic slide rails Attached to two sides of Guide Frame for slide In-out insatlling on mounting angles.